



# West Bengal State Electricity Distribution Company Ltd.

(A Government of West Bengal Enterprise)

Office Of The Chief Engineer (Commercial)

VIDYUT BHAWAN, 4TH FLOOR, BLOCK - DJ, SECTOR - II, SALT LAKE, PIN- 700091

Phone: 19121(TOLL FREE), Fax: 033-23598398



Consumer ID:950039604 Installation No:18665050 M/s DPSC Ltd Excellence, Plot No. X-1,2 & 3, Block-EP, Salt Lake City, Kolkata Pin - 700091 Country:India	Invoice No.:687000052565 Billing Date:14.08.2018 Billing Cycle:JUL,2018 Present Reading Date:31.07.2018 Previous Reading Date:30.06.2018 Service At:J.K. NAGAR, BILL No:PTP/DPSC/17-18/ Account Reference No:21101178	Tariff Code:DPSC Supply Voltage (KV):220.00 Contract Demand (KVA):10000.00 PF: LF%: Nature Of industry: DIST. LICENSE
---	--	---

For theft Reporting contact : 1800-345-2787 (From 8 a.m. to 9 p.m.)

TO AVOID LATE PAYMENT SURCHARGE AND TO AVAIL REBATE, PAY THE PAYABLE AMOUNT WITH IN DUE DATE

Meter No	SLDC0001	Type	TOD	MC	1	MF	1.00	Loss Factor	1	Net MF	1.00
Meter Readings		KVAH			KWH			KVA / Dt. & Time of MD			
Time	Normal	Peak	Off-peak	Normal	Peak	Off-peak	Normal	Peak	Off-peak		
Present	0.000	0.000	0.000	0.000	0.000	0.000	0.000	0.000	0.000		
Previous	0.000	0.000	0.000	0.000	0.000	0.000					
Reading Advance * Net MF		KVAH			KWH			KVA			
0.000		0.000			0.000			0.000			

Energy Charge		Normal	Peak	Off-peak	Energy/Min	0.00
Rate	EC (p/KWH)	554	554	554	Rebate on EC (Rs.)	0.00
	P.F.Reb (-)/Sur (+) (%onEC)				Addl. EC (Rs.)	0.00
	L.F.Reb (-) (p/KWH)				Total EC (Rs.)	0.00
Chargeable	KWH	0.00	0.00	0.00		
EC Amount	Rs.	0.00	0.00	0.00		
Chargeable	PF	0.00	0.00	0.00		
PF	Rs.					
Demand Charge					*Demand Charge	0.00
Rate	Normal (Rs/KVA/month)				Addl. DC (Rs.)	0.00
Chargeable	Normal KVA	10000.00			Total DC (Rs.)	0.00
	Addl. KVA	0.00			Reb on DC (on TP)	

Rebate (-)/Surcharge (+) (Rs.)	
LF Reb (-)/Sur (+)	0.00
PF Reb (-)/Sur (+)	0.00
MVCA Charges @23 Paise/KWH	0.00
##Government subsidy	
## Other Arrear Charges	0.00

Electricity Duty	
EDIM Units	%On Net Charge 15.00
EDCOM Units	%On Net charge 17.50
EDPUR Units	%On Net charge 5.00
ED DOM Units	%On Net charge 15.00
	Net ED (Rs.) 0.00
	Exemption (Rs.)
	#Arrear ED (Rs.) 0.00
	ED Adjust (Rs.)
	Total ED (Rs.) 0.00

Other Charges & Outstanding (Rs.)	
Rental of Meter/Meters	2400.00
Transformer Rental + GST	0.00
E.C adjustment	
D.C adjustment	
Other adjustment	
LPSC Charges	0.00
Adjusted Amount	0.00
Timely Payment Rebate	0.00
-Addl LF Rebate for Timely Payment	0.00
Total Timely Payment Rebate	Nil
Amount Before Due Date (Rs)	Two thousand four hundred rupees
Amount After Due date (Rs)	Two thousand four hundred rupees

Amt. For Current Month (Rs)	2400.00
Due Date :	16.08.2018
Outstanding Amount (Rs.) :	0.00
Adjustment Amount (Rs) :	0.00
Adjustment Amount (Rs) :	0.00
Payable by DueDate (Rs) :	2400.00
Payable After DueDate (Rs) :	2400.00

Messages to consumer

Payment may be made through RTGS/NEFT in your exclusive account number WBB95003960418665050 using IFSC code ICIC0000104

\*Demand Charge includes interruption benefit of 00:00:00 hours

\*\*As per Tariff Order, Timely payment rebate Rs. 0.00 on Demand Charge, Rs. 0.00 on Addl. Demand Charge, Rs. 0.00 on Load Factor and Rs. 0.00 on Addl. Load Factor.

- This includes Addl. LF rebate Rs. 0.00 under revenue enhancement scheme.

Total Energy in KWH = 0.000

-- Not Applicable

Register in www.wbsedcl.in to view energy bill

*K.P.*  
14.08.18

Superintending Engineer/Divisional Engineer

AVOID SIMULTANEOUS USE OF ELECTRICAL APPLIANCES SAVE ENERGY BY JUDICIOUS USE TO SAVE FUTURE GENERATION

You may lodge the complaint for interruption for power supply through IVRS No. 1800-345-3221 mentioning the consumer ID.



**DAILY OBLIGATION SUMMARY REPORT**

Trading Date	: 30-Jun-18	Delivery Date	: 1-Jul-18
Entity ID	: E1WB0IPC0000	Entity Name	: IPCL Power Trading Private Limited
Portfolio Code	: E1WB0IPC0002	Portfolio Name	: India_Power_Corporation_Ltd_(Formerly_DPSC_Ltd)

•	Funds Payin(-) / Payout(+)	-4,987,826.82
•	Charges	
	> NLDC Application Fees	-9.40
	> CTU Transmission Charges	-354,412.80
	> NLDC Scheduling & Operating Charges - Buy	-200.00*
	> NLDC Scheduling & Operating Charges - Sell	0.00
	> STU Transmission Charges	-138,240.00
	> Distribution Charges	0.00
	> Any other Charges	0.00
	> SLDC Scheduling and Operating Charges	-1,000.00
	> ALDC Scheduling and Operating Charges	0.00
•	Fees	-34,560.00
	> IGST	-6,220.80
	> SGST	0.00
	> CGST	0.00
	> UTGST	0.00
•	Total	-5,522,469.82

**Remarks :**

- NLDC Application Fee = ₹ 5,000.00 / (No of Successful Portfolios - 532 ).
- Injection CTU Transmission Charges = ₹ 147.20/ MWh.
- Drawal CTU Transmission Charges = ₹ 205.10/ MWh.
- NLDC Scheduling & Operating Charges - Buy = ₹ 1.00 x (Total Traded Buy Qty in MWh)
- NLDC Scheduling & Operating Charges - Sell = ₹ 1.00 x (Total Traded Sell Qty in MWh)
- \* Max Charges applied
- State Transmission/Distribution Charges and Scheduling and Operating Charges are as per the Rate specified in Standing Clearance.
  
- Trade details displayed on the next page Annexure A.



**DAILY OBLIGATION SUMMARY REPORT**
**Daily Trade Report**

Period	Qty in MW	Rate/MWh	Amount in ₹	Period	Qty in MW	Rate/MWh	Amount in ₹
00:00 - 00:15	72.00	3,749.55	-67,491.90	12:00 - 12:15	72.00	2,391.91	-43,054.38
00:15 - 00:30	72.00	3,749.71	-67,494.78	12:15 - 12:30	72.00	2,389.80	-43,016.40
00:30 - 00:45	72.00	3,749.72	-67,494.96	12:30 - 12:45	72.00	2,389.48	-43,010.64
00:45 - 01:00	72.00	3,474.84	-62,547.12	12:45 - 13:00	72.00	2,389.28	-43,007.04
01:00 - 01:15	72.00	3,427.40	-61,693.20	13:00 - 13:15	72.00	2,339.59	-42,112.62
01:15 - 01:30	72.00	3,259.98	-58,679.64	13:15 - 13:30	72.00	2,339.74	-42,115.32
01:30 - 01:45	72.00	3,232.52	-58,185.36	13:30 - 13:45	72.00	2,339.04	-42,102.72
01:45 - 02:00	72.00	3,009.92	-54,178.56	13:45 - 14:00	72.00	2,339.14	-42,104.52
02:00 - 02:15	72.00	2,732.67	-49,188.06	14:00 - 14:15	72.00	2,374.31	-42,737.58
02:15 - 02:30	72.00	2,650.98	-47,717.64	14:15 - 14:30	72.00	2,396.38	-43,134.84
02:30 - 02:45	72.00	2,626.78	-47,282.04	14:30 - 14:45	72.00	2,435.21	-43,833.78
02:45 - 03:00	72.00	2,593.14	-46,676.52	14:45 - 15:00	72.00	2,453.12	-44,156.16
03:00 - 03:15	72.00	2,576.23	-46,372.14	15:00 - 15:15	72.00	2,732.90	-49,192.20
03:15 - 03:30	72.00	2,570.62	-46,271.16	15:15 - 15:30	72.00	2,596.83	-46,742.94
03:30 - 03:45	72.00	2,557.00	-46,026.00	15:30 - 15:45	72.00	2,590.00	-46,620.00
03:45 - 04:00	72.00	2,478.60	-44,614.80	15:45 - 16:00	72.00	2,578.04	-46,404.72
04:00 - 04:15	72.00	2,502.63	-45,047.34	16:00 - 16:15	72.00	2,590.23	-46,624.14
04:15 - 04:30	72.00	2,460.20	-44,283.60	16:15 - 16:30	72.00	2,499.07	-44,983.26
04:30 - 04:45	72.00	2,411.28	-43,403.04	16:30 - 16:45	72.00	2,494.63	-44,903.34
04:45 - 05:00	72.00	2,337.74	-42,079.32	16:45 - 17:00	72.00	2,469.03	-44,442.54
05:00 - 05:15	72.00	2,415.80	-43,484.40	17:00 - 17:15	72.00	2,429.16	-43,724.88
05:15 - 05:30	72.00	2,388.02	-42,984.36	17:15 - 17:30	72.00	2,409.35	-43,368.30
05:30 - 05:45	72.00	2,418.77	-43,537.86	17:30 - 17:45	72.00	2,366.11	-42,589.98
05:45 - 06:00	72.00	2,499.88	-44,997.84	17:45 - 18:00	72.00	2,360.49	-42,488.82
06:00 - 06:15	72.00	2,539.75	-45,715.50	18:00 - 18:15	72.00	2,417.90	-43,522.20
06:15 - 06:30	72.00	2,582.53	-46,485.54	18:15 - 18:30	72.00	2,469.99	-44,459.82
06:30 - 06:45	72.00	2,800.52	-50,409.36	18:30 - 18:45	72.00	2,582.67	-46,488.06
06:45 - 07:00	72.00	2,650.07	-47,701.26	18:45 - 19:00	72.00	2,919.87	-52,557.66
07:00 - 07:15	72.00	2,595.80	-46,724.40	19:00 - 19:15	72.00	3,194.19	-57,495.42
07:15 - 07:30	72.00	2,650.14	-47,702.52	19:15 - 19:30	72.00	3,749.38	-67,488.84
07:30 - 07:45	72.00	2,474.26	-44,536.68	19:30 - 19:45	72.00	3,799.02	-68,382.36
07:45 - 08:00	72.00	2,478.46	-44,612.28	19:45 - 20:00	72.00	4,200.77	-75,613.86
08:00 - 08:15	72.00	2,339.82	-42,116.76	20:00 - 20:15	72.00	4,800.28	-86,405.04
08:15 - 08:30	72.00	2,389.20	-43,005.60	20:15 - 20:30	72.00	5,000.11	-90,001.98
08:30 - 08:45	72.00	2,339.82	-42,116.76	20:30 - 20:45	72.00	5,118.05	-92,124.90
08:45 - 09:00	72.00	2,339.66	-42,113.88	20:45 - 21:00	72.00	4,901.88	-88,233.84
09:00 - 09:15	72.00	2,279.81	-41,036.58	21:00 - 21:15	72.00	4,250.93	-76,516.74
09:15 - 09:30	72.00	2,339.14	-42,104.52	21:15 - 21:30	72.00	4,250.27	-76,504.86
09:30 - 09:45	72.00	2,339.51	-42,111.18	21:30 - 21:45	72.00	4,250.10	-76,501.80
09:45 - 10:00	72.00	2,339.23	-42,106.14	21:45 - 22:00	72.00	4,200.90	-75,616.20
10:00 - 10:15	72.00	2,279.75	-41,035.50	22:00 - 22:15	72.00	4,000.74	-72,013.32
10:15 - 10:30	72.00	2,339.09	-42,103.62	22:15 - 22:30	72.00	4,119.24	-74,146.32
10:30 - 10:45	72.00	2,339.67	-42,114.06	22:30 - 22:45	72.00	4,000.18	-72,003.24
10:45 - 11:00	72.00	2,339.53	-42,111.54	22:45 - 23:00	72.00	3,799.61	-68,392.98
11:00 - 11:15	72.00	2,339.69	-42,114.42	23:00 - 23:15	72.00	3,599.98	-64,799.64
11:15 - 11:30	72.00	2,389.13	-43,004.34	23:15 - 23:30	72.00	3,599.71	-64,794.78
11:30 - 11:45	72.00	2,429.03	-43,722.54	23:30 - 23:45	72.00	3,458.38	-62,250.84
11:45 - 12:00	72.00	2,467.25	-44,410.50	23:45 - 24:00	72.00	3,449.66	-62,093.88
<b>Total Trade (Buy + Sell) MWh</b>					<b>1,728.0000</b>		<b>-4,987,826.82</b>



Authorised Signatory

 Name : Akhilesh Awasthy  
 Designation : Director Market Operations

**DAILY OBLIGATION SUMMARY REPORT**

Trading Date	: 1-Jul-18	Delivery Date	: 2-Jul-18
Entity ID	: E1WB0IPC0000	Entity Name	: IPCL Power Trading Private Limited
Portfolio Code	: E1WB0IPC0002	Portfolio Name	: India_Power_Corporation_Ltd_(Formerly_DPSC_Ltd)

•	Funds Payin(-) / Payout(+)	-6,045,710.65
•	Charges	
	> NLDC Application Fees	-9.71
	> CTU Transmission Charges	-345,388.40
	> NLDC Scheduling & Operating Charges - Buy	-200.00*
	> NLDC Scheduling & Operating Charges - Sell	0.00
	> STU Transmission Charges	-134,720.00
	> Distribution Charges	0.00
	> Any other Charges	0.00
	> SLDC Scheduling and Operating Charges	-1,000.00
	> ALDC Scheduling and Operating Charges	0.00
•	Fees	-33,680.00
	> IGST	-6,062.40
	> SGST	0.00
	> CGST	0.00
	> UTGST	0.00
•	Total	-6,566,771.16

**Remarks :**

- NLDC Application Fee = ₹ 5,000.00 / (No of Successful Portfolios - 515 ).
- Injection CTU Transmission Charges = ₹ 147.20/ MWh.
- Drawal CTU Transmission Charges = ₹ 205.10/ MWh.
- NLDC Scheduling & Operating Charges - Buy = ₹ 1.00 x (Total Traded Buy Qty in MWh)
- NLDC Scheduling & Operating Charges - Sell = ₹ 1.00 x (Total Traded Sell Qty in MWh)
- \* Max Charges applied
- State Transmission/Distribution Charges and Scheduling and Operating Charges are as per the Rate specified in Standing Clearance.
- Trade details displayed on the next page Annexure A.



**DAILY OBLIGATION SUMMARY REPORT**
**Daily Trade Report**

Period	Qty in MW	Rate/MWh	Amount in ₹	Period	Qty in MW	Rate/MWh	Amount in ₹
00:00 - 00:15	69.00	4,896.27	-84,460.66	12:00 - 12:15	72.00	3,190.48	-57,428.64
00:15 - 00:30	69.00	4,499.63	-77,618.62	12:15 - 12:30	72.00	3,184.24	-57,316.32
00:30 - 00:45	69.00	4,150.07	-71,588.71	12:30 - 12:45	72.00	3,228.86	-58,119.48
00:45 - 01:00	69.00	3,799.88	-65,547.93	12:45 - 13:00	72.00	3,043.69	-54,786.42
01:00 - 01:15	69.00	3,802.77	-65,597.78	13:00 - 13:15	69.00	2,769.26	-47,769.74
01:15 - 01:30	69.00	3,799.11	-65,534.65	13:15 - 13:30	69.00	2,750.45	-47,445.26
01:30 - 01:45	69.00	3,400.67	-58,661.56	13:30 - 13:45	69.00	2,749.82	-47,434.40
01:45 - 02:00	69.00	3,165.60	-54,606.60	13:45 - 14:00	69.00	2,779.26	-47,942.24
02:00 - 02:15	69.00	3,234.66	-55,797.89	14:00 - 14:15	69.00	2,779.57	-47,947.58
02:15 - 02:30	69.00	3,198.67	-55,177.06	14:15 - 14:30	69.00	3,043.04	-52,492.44
02:30 - 02:45	69.00	3,084.58	-53,209.01	14:30 - 14:45	69.00	3,166.57	-54,623.33
02:45 - 03:00	69.00	2,800.43	-48,307.42	14:45 - 15:00	69.00	3,228.35	-55,689.04
03:00 - 03:15	69.00	2,733.70	-47,156.33	15:00 - 15:15	69.00	3,259.96	-56,234.31
03:15 - 03:30	69.00	2,732.14	-47,129.42	15:15 - 15:30	69.00	3,332.60	-57,487.35
03:30 - 03:45	69.00	2,735.92	-47,194.62	15:30 - 15:45	69.00	3,262.53	-56,278.64
03:45 - 04:00	69.00	2,739.51	-47,256.55	15:45 - 16:00	69.00	3,260.87	-56,250.01
04:00 - 04:15	71.00	3,150.91	-55,928.65	16:00 - 16:15	69.00	3,206.65	-55,314.71
04:15 - 04:30	71.00	3,128.78	-55,535.85	16:15 - 16:30	69.00	3,198.33	-55,171.19
04:30 - 04:45	71.00	3,150.71	-55,925.10	16:30 - 16:45	69.00	3,100.23	-53,478.97
04:45 - 05:00	71.00	3,128.01	-55,522.18	16:45 - 17:00	69.00	2,790.67	-48,139.06
05:00 - 05:15	71.00	3,000.97	-53,267.22	17:00 - 17:15	71.00	2,769.05	-49,150.64
05:15 - 05:30	71.00	3,093.78	-54,914.60	17:15 - 17:30	71.00	2,739.88	-48,632.87
05:30 - 05:45	71.00	3,000.08	-53,251.42	17:30 - 17:45	71.00	2,732.88	-48,508.62
05:45 - 06:00	71.00	3,100.81	-55,039.38	17:45 - 18:00	71.00	2,739.08	-48,618.67
06:00 - 06:15	71.00	3,262.84	-57,915.41	18:00 - 18:15	71.00	2,739.40	-48,624.35
06:15 - 06:30	71.00	3,379.09	-59,978.85	18:15 - 18:30	71.00	2,739.65	-48,628.79
06:30 - 06:45	71.00	3,500.75	-62,138.31	18:30 - 18:45	71.00	2,779.29	-49,332.40
06:45 - 07:00	71.00	3,447.46	-61,192.42	18:45 - 19:00	71.00	3,238.04	-57,475.21
07:00 - 07:15	71.00	3,442.95	-61,112.36	19:00 - 19:15	71.00	3,474.76	-61,676.99
07:15 - 07:30	71.00	3,442.13	-61,097.81	19:15 - 19:30	71.00	4,500.91	-79,891.15
07:30 - 07:45	71.00	3,249.20	-57,673.30	19:30 - 19:45	71.00	5,200.52	-92,309.23
07:45 - 08:00	71.00	3,230.52	-57,341.73	19:45 - 20:00	71.00	5,999.70	-106,494.68
08:00 - 08:15	71.00	3,000.62	-53,261.01	20:00 - 20:15	69.00	6,510.95	-112,313.89
08:15 - 08:30	71.00	3,043.96	-54,030.29	20:15 - 20:30	69.00	6,516.24	-112,405.14
08:30 - 08:45	71.00	3,143.81	-55,802.63	20:30 - 20:45	69.00	6,500.77	-112,138.28
08:45 - 09:00	71.00	3,100.02	-55,025.36	20:45 - 21:00	69.00	6,500.48	-112,133.28
09:00 - 09:15	72.00	2,779.39	-50,029.02	21:00 - 21:15	69.00	5,859.23	-101,071.72
09:15 - 09:30	72.00	2,779.96	-50,039.28	21:15 - 21:30	69.00	5,728.76	-98,821.11
09:30 - 09:45	72.00	2,940.60	-52,930.80	21:30 - 21:45	69.00	5,941.56	-102,491.91
09:45 - 10:00	72.00	2,940.85	-52,935.30	21:45 - 22:00	69.00	5,393.30	-93,034.43
10:00 - 10:15	72.00	2,810.05	-50,580.90	22:00 - 22:15	69.00	5,425.39	-93,587.98
10:15 - 10:30	72.00	2,825.71	-50,862.78	22:15 - 22:30	69.00	5,500.17	-94,877.93
10:30 - 10:45	72.00	3,000.07	-54,001.26	22:30 - 22:45	69.00	5,044.33	-87,014.69
10:45 - 11:00	72.00	3,000.90	-54,016.20	22:45 - 23:00	69.00	4,896.15	-84,458.59
11:00 - 11:15	72.00	3,043.19	-54,777.42	23:00 - 23:15	69.00	4,800.12	-82,802.07
11:15 - 11:30	72.00	3,177.67	-57,198.06	23:15 - 23:30	69.00	4,800.91	-82,815.70
11:30 - 11:45	72.00	3,200.04	-57,600.72	23:30 - 23:45	69.00	4,294.59	-74,081.68
11:45 - 12:00	72.00	3,200.18	-57,603.24	23:45 - 24:00	69.00	4,150.49	-71,595.95
<b>Total Trade (Buy + Sell) MWh</b>					<b>1,684.0000</b>		<b>-6,045,710.65</b>



Authorised Signatory

 Name : Akhilesh Awasthy  
 Designation : Director Market Operations

**DAILY OBLIGATION SUMMARY REPORT**

Trading Date	: 2-Jul-18	Delivery Date	: 3-Jul-18
Entity ID	: E1WB0IPC0000	Entity Name	: IPCL Power Trading Private Limited
Portfolio Code	: E1WB0IPC0002	Portfolio Name	: India_Power_Corporation_Ltd_(Formerly_DPSC_Ltd)

•	Funds Payin(-) / Payout(+)	-5,826,116.22
•	Charges	
	> NLDC Application Fees	-9.60
	> CTU Transmission Charges	-335,543.60
	> NLDC Scheduling & Operating Charges - Buy	-200.00*
	> NLDC Scheduling & Operating Charges - Sell	0.00
	> STU Transmission Charges	-130,880.00
	> Distribution Charges	0.00
	> Any other Charges	0.00
	> SLDC Scheduling and Operating Charges	-1,000.00
	> ALDC Scheduling and Operating Charges	0.00
•	Fees	-32,720.00
	> IGST	-5,889.60
	> SGST	0.00
	> CGST	0.00
	> UTGST	0.00
•	<b>Total</b>	<b>-6,332,359.02</b>

**Remarks :**

- NLDC Application Fee = ₹ 5,000.00 / (No of Successful Portfolios - 521 ).
- Injection CTU Transmission Charges = ₹ 147.20/ MWh.
- Drawal CTU Transmission Charges = ₹ 205.10/ MWh.
- NLDC Scheduling & Operating Charges - Buy = ₹ 1.00 x (Total Traded Buy Qty in MWh)
- NLDC Scheduling & Operating Charges - Sell = ₹ 1.00 x (Total Traded Sell Qty in MWh)
- \* Max Charges applied
- State Transmission/Distribution Charges and Scheduling and Operating Charges are as per the Rate specified in Standing Clearance.
  
- Trade details displayed on the next page Annexure A.



**DAILY OBLIGATION SUMMARY REPORT**
**Daily Trade Report**

Period	Qty in MW	Rate/MWh	Amount in ₹	Period	Qty in MW	Rate/MWh	Amount in ₹
00:00 - 00:15	64.00	4,250.83	-68,013.28	12:00 - 12:15	72.00	2,819.01	-50,742.18
00:15 - 00:30	64.00	4,199.41	-67,190.56	12:15 - 12:30	72.00	2,810.26	-50,584.50
00:30 - 00:45	64.00	3,989.88	-63,838.08	12:30 - 12:45	72.00	2,819.06	-50,743.08
00:45 - 01:00	64.00	3,989.28	-63,828.48	12:45 - 13:00	72.00	2,799.94	-50,398.92
01:00 - 01:15	64.00	3,799.49	-60,791.84	13:00 - 13:15	69.00	2,779.46	-47,945.69
01:15 - 01:30	64.00	3,492.53	-55,880.48	13:15 - 13:30	69.00	2,779.23	-47,941.72
01:30 - 01:45	64.00	3,299.66	-52,794.56	13:30 - 13:45	69.00	2,779.23	-47,941.72
01:45 - 02:00	64.00	3,249.09	-51,985.44	13:45 - 14:00	69.00	2,779.65	-47,948.96
02:00 - 02:15	64.00	3,128.55	-50,056.80	14:00 - 14:15	69.00	2,779.88	-47,952.93
02:15 - 02:30	64.00	2,989.09	-47,825.44	14:15 - 14:30	69.00	2,799.49	-48,291.20
02:30 - 02:45	64.00	2,808.36	-44,933.76	14:30 - 14:45	69.00	2,799.60	-48,293.10
02:45 - 03:00	64.00	2,779.02	-44,464.32	14:45 - 15:00	69.00	2,819.69	-48,639.65
03:00 - 03:15	64.00	2,560.05	-40,960.80	15:00 - 15:15	69.00	2,849.73	-49,157.84
03:15 - 03:30	64.00	2,508.91	-40,142.56	15:15 - 15:30	69.00	2,849.83	-49,159.57
03:30 - 03:45	64.00	2,448.64	-39,178.24	15:30 - 15:45	69.00	2,859.51	-49,326.55
03:45 - 04:00	64.00	2,436.63	-38,986.08	15:45 - 16:00	69.00	2,859.47	-49,325.86
04:00 - 04:15	67.00	2,448.96	-41,020.08	16:00 - 16:15	69.00	3,242.84	-55,938.99
04:15 - 04:30	67.00	2,448.13	-41,006.18	16:15 - 16:30	69.00	3,200.05	-55,200.86
04:30 - 04:45	67.00	2,382.81	-39,912.07	16:30 - 16:45	69.00	3,190.19	-55,030.78
04:45 - 05:00	67.00	2,372.73	-39,743.23	16:45 - 17:00	69.00	3,232.36	-55,758.21
05:00 - 05:15	67.00	2,455.16	-41,123.93	17:00 - 17:15	71.00	3,195.14	-56,713.74
05:15 - 05:30	67.00	2,500.17	-41,877.85	17:15 - 17:30	71.00	2,859.97	-50,764.47
05:30 - 05:45	67.00	2,700.07	-45,226.17	17:30 - 17:45	71.00	2,859.40	-50,754.35
05:45 - 06:00	67.00	2,734.34	-45,800.20	17:45 - 18:00	71.00	2,859.05	-50,748.14
06:00 - 06:15	67.00	3,000.85	-50,264.24	18:00 - 18:15	71.00	3,000.57	-53,260.12
06:15 - 06:30	67.00	3,109.72	-52,087.81	18:15 - 18:30	71.00	3,157.17	-56,039.77
06:30 - 06:45	67.00	3,200.31	-53,605.19	18:30 - 18:45	71.00	3,255.92	-57,792.58
06:45 - 07:00	67.00	3,149.02	-52,746.09	18:45 - 19:00	71.00	3,384.70	-60,078.43
07:00 - 07:15	67.00	3,199.30	-53,588.28	19:00 - 19:15	71.00	3,730.55	-66,217.26
07:15 - 07:30	67.00	3,172.48	-53,139.04	19:15 - 19:30	71.00	4,896.18	-86,907.20
07:30 - 07:45	67.00	2,819.74	-47,230.65	19:30 - 19:45	71.00	5,450.01	-96,737.68
07:45 - 08:00	67.00	2,799.69	-46,894.81	19:45 - 20:00	71.00	5,999.65	-106,493.79
08:00 - 08:15	67.00	2,506.68	-41,986.89	20:00 - 20:15	67.00	6,850.72	-114,749.56
08:15 - 08:30	67.00	2,596.39	-43,489.53	20:15 - 20:30	67.00	7,528.71	-126,105.89
08:30 - 08:45	67.00	2,732.27	-45,765.52	20:30 - 20:45	67.00	7,513.56	-125,852.13
08:45 - 09:00	67.00	2,734.30	-45,799.53	20:45 - 21:00	67.00	7,508.71	-125,770.89
09:00 - 09:15	72.00	2,575.72	-46,362.96	21:00 - 21:15	67.00	6,217.70	-104,146.48
09:15 - 09:30	72.00	2,625.75	-47,263.50	21:15 - 21:30	67.00	6,735.33	-112,816.78
09:30 - 09:45	72.00	2,738.62	-49,295.16	21:30 - 21:45	67.00	5,999.82	-100,496.99
09:45 - 10:00	72.00	2,779.72	-50,034.96	21:45 - 22:00	67.00	5,999.78	-100,496.32
10:00 - 10:15	72.00	2,590.67	-46,632.06	22:00 - 22:15	67.00	6,479.28	-108,527.94
10:15 - 10:30	72.00	2,700.52	-48,609.36	22:15 - 22:30	67.00	6,565.00	-109,963.75
10:30 - 10:45	72.00	2,779.50	-50,031.00	22:30 - 22:45	67.00	6,082.29	-101,878.36
10:45 - 11:00	72.00	2,799.00	-50,382.00	22:45 - 23:00	67.00	6,112.09	-102,377.51
11:00 - 11:15	72.00	2,779.90	-50,038.20	23:00 - 23:15	67.00	5,999.43	-100,490.45
11:15 - 11:30	72.00	2,799.04	-50,382.72	23:15 - 23:30	67.00	5,905.88	-98,923.49
11:30 - 11:45	72.00	2,819.28	-50,747.04	23:30 - 23:45	67.00	4,896.40	-82,014.70
11:45 - 12:00	72.00	2,819.47	-50,750.46	23:45 - 24:00	67.00	4,117.48	-68,967.79
<b>Total Trade (Buy + Sell) MWh</b>					<b>1,636.0000</b>		<b>-5,826,116.22</b>



Authorised Signatory

 Name : Akhilesh Awasthy  
 Designation : Director Market Operations

**DAILY OBLIGATION SUMMARY REPORT**

Trading Date	: 3-Jul-18	Delivery Date	: 4-Jul-18
Entity ID	: E1WB0IPC0000	Entity Name	: IPCL Power Trading Private Limited
Portfolio Code	: E1WB0IPC0002	Portfolio Name	: India_Power_Corporation_Ltd_(Formerly_DPSC_Ltd)

•	Funds Payin(-) / Payout(+)	-5,082,126.11
•	Charges	
	> NLDC Application Fees	-8.68
	> CTU Transmission Charges	-342,517.00
	> NLDC Scheduling & Operating Charges - Buy	-200.00*
	> NLDC Scheduling & Operating Charges - Sell	0.00
	> STU Transmission Charges	-133,600.00
	> Distribution Charges	0.00
	> Any other Charges	0.00
	> SLDC Scheduling and Operating Charges	-1,000.00
	> ALDC Scheduling and Operating Charges	0.00
•	Fees	-33,400.00
	> IGST	-6,012.00
	> SGST	0.00
	> CGST	0.00
	> UTGST	0.00
•	<b>Total</b>	<b>-5,598,863.79</b>

**Remarks :**

- NLDC Application Fee = ₹ 5,000.00 / (No of Successful Portfolios - 576 ).
- Injection CTU Transmission Charges = ₹ 147.20/ MWh.
- Drawal CTU Transmission Charges = ₹ 205.10/ MWh.
- NLDC Scheduling & Operating Charges - Buy = ₹ 1.00 x (Total Traded Buy Qty in MWh)
- NLDC Scheduling & Operating Charges - Sell = ₹ 1.00 x (Total Traded Sell Qty in MWh)
- \* Max Charges applied
- State Transmission/Distribution Charges and Scheduling and Operating Charges are as per the Rate specified in Standing Clearance.
  
- Trade details displayed on the next page Annexure A.





**DAILY OBLIGATION SUMMARY REPORT**
**Daily Trade Report**

Period	Qty in MW	Rate/MWh	Amount in ₹	Period	Qty in MW	Rate/MWh	Amount in ₹
00:00 - 00:15	67.00	3,600.64	-60,310.72	12:00 - 12:15	75.00	3,020.46	-56,633.63
00:15 - 00:30	67.00	3,512.09	-58,827.51	12:15 - 12:30	75.00	3,029.07	-56,795.06
00:30 - 00:45	67.00	3,467.78	-58,085.32	12:30 - 12:45	75.00	3,029.52	-56,803.50
00:45 - 01:00	67.00	3,467.43	-58,079.45	12:45 - 13:00	75.00	2,960.18	-55,503.38
01:00 - 01:15	67.00	3,467.72	-58,084.31	13:00 - 13:15	69.00	2,732.34	-47,132.87
01:15 - 01:30	67.00	3,399.54	-56,942.30	13:15 - 13:30	69.00	2,580.76	-44,518.11
01:30 - 01:45	67.00	2,853.15	-47,790.26	13:30 - 13:45	69.00	2,606.46	-44,961.44
01:45 - 02:00	67.00	2,572.09	-43,082.51	13:45 - 14:00	69.00	2,735.90	-47,194.28
02:00 - 02:15	67.00	2,500.99	-41,891.58	14:00 - 14:15	69.00	2,960.32	-51,065.52
02:15 - 02:30	67.00	2,348.24	-39,333.02	14:15 - 14:30	69.00	3,039.43	-52,430.17
02:30 - 02:45	67.00	2,304.16	-38,594.68	14:30 - 14:45	69.00	3,043.48	-52,500.03
02:45 - 03:00	67.00	2,249.02	-37,671.09	14:45 - 15:00	69.00	3,150.79	-54,351.13
03:00 - 03:15	67.00	2,241.91	-37,551.99	15:00 - 15:15	69.00	3,204.95	-55,285.39
03:15 - 03:30	67.00	2,243.75	-37,582.81	15:15 - 15:30	69.00	3,211.05	-55,390.61
03:30 - 03:45	67.00	2,047.67	-34,298.47	15:30 - 15:45	69.00	3,221.55	-55,571.74
03:45 - 04:00	67.00	2,008.02	-33,634.34	15:45 - 16:00	69.00	3,214.14	-55,443.92
04:00 - 04:15	69.00	2,087.83	-36,015.07	16:00 - 16:15	69.00	3,269.51	-56,399.05
04:15 - 04:30	69.00	1,960.72	-33,822.42	16:15 - 16:30	69.00	3,400.71	-58,662.25
04:30 - 04:45	69.00	1,885.96	-32,532.81	16:30 - 16:45	69.00	3,256.14	-56,168.42
04:45 - 05:00	69.00	1,867.51	-32,214.55	16:45 - 17:00	69.00	3,157.50	-54,466.88
05:00 - 05:15	69.00	1,847.90	-31,876.28	17:00 - 17:15	71.00	3,089.03	-54,830.28
05:15 - 05:30	69.00	1,799.87	-31,047.76	17:15 - 17:30	71.00	3,029.39	-53,771.67
05:30 - 05:45	69.00	1,800.91	-31,065.70	17:30 - 17:45	71.00	2,859.12	-50,749.38
05:45 - 06:00	69.00	1,805.97	-31,152.98	17:45 - 18:00	71.00	2,760.92	-49,006.33
06:00 - 06:15	69.00	2,168.76	-37,411.11	18:00 - 18:15	71.00	3,039.17	-53,945.27
06:15 - 06:30	69.00	2,329.19	-40,178.53	18:15 - 18:30	71.00	3,089.23	-54,833.83
06:30 - 06:45	69.00	2,336.27	-40,300.66	18:30 - 18:45	71.00	3,189.76	-56,618.24
06:45 - 07:00	69.00	2,329.15	-40,177.84	18:45 - 19:00	71.00	3,467.37	-61,545.82
07:00 - 07:15	69.00	2,348.21	-40,506.62	19:00 - 19:15	71.00	3,539.29	-62,822.40
07:15 - 07:30	69.00	2,232.72	-38,514.42	19:15 - 19:30	71.00	4,150.32	-73,668.18
07:30 - 07:45	69.00	2,034.48	-35,094.78	19:30 - 19:45	71.00	4,689.76	-83,243.24
07:45 - 08:00	69.00	1,866.91	-32,204.20	19:45 - 20:00	71.00	4,999.28	-88,737.22
08:00 - 08:15	69.00	1,825.83	-31,495.57	20:00 - 20:15	67.00	5,533.04	-92,678.42
08:15 - 08:30	69.00	1,910.23	-32,951.47	20:15 - 20:30	67.00	5,999.08	-100,484.59
08:30 - 08:45	69.00	2,002.45	-34,542.26	20:30 - 20:45	67.00	5,349.55	-89,604.96
08:45 - 09:00	69.00	2,168.35	-37,404.04	20:45 - 21:00	67.00	4,999.40	-83,739.95
09:00 - 09:15	75.00	2,249.56	-42,179.25	21:00 - 21:15	67.00	4,500.33	-75,380.53
09:15 - 09:30	75.00	2,348.37	-44,031.94	21:15 - 21:30	67.00	4,600.36	-77,056.03
09:30 - 09:45	75.00	2,570.00	-48,187.50	21:30 - 21:45	67.00	4,670.00	-78,222.50
09:45 - 10:00	75.00	2,700.43	-50,633.06	21:45 - 22:00	67.00	4,690.00	-78,557.50
10:00 - 10:15	75.00	2,405.23	-45,098.06	22:00 - 22:15	67.00	4,117.40	-68,966.45
10:15 - 10:30	75.00	2,586.87	-48,503.81	22:15 - 22:30	67.00	4,200.73	-70,362.23
10:30 - 10:45	75.00	2,735.44	-51,289.50	22:30 - 22:45	67.00	4,499.79	-75,371.48
10:45 - 11:00	75.00	2,810.34	-52,693.88	22:45 - 23:00	67.00	4,689.37	-78,546.95
11:00 - 11:15	75.00	2,935.39	-55,038.56	23:00 - 23:15	67.00	3,799.42	-63,640.29
11:15 - 11:30	75.00	3,039.04	-56,982.00	23:15 - 23:30	67.00	3,799.24	-63,637.27
11:30 - 11:45	75.00	3,040.00	-57,000.00	23:30 - 23:45	67.00	3,699.82	-61,971.99
11:45 - 12:00	75.00	3,039.31	-56,987.06	23:45 - 24:00	67.00	3,699.21	-61,961.77
<b>Total Trade (Buy + Sell) MWh</b>					<b>1,670.0000</b>		<b>-5,082,126.11</b>



Authorised Signatory

 Name : Akhilesh Awasthy  
 Designation : Director Market Operations

**DAILY OBLIGATION SUMMARY REPORT**

Trading Date	: 4-Jul-18	Delivery Date	: 5-Jul-18
Entity ID	: E1WB0IPC0000	Entity Name	: IPCL Power Trading Private Limited
Portfolio Code	: E1WB0IPC0002	Portfolio Name	: India_Power_Corporation_Ltd_(Formerly_DPSC_Ltd)

•	Funds Payin(-) / Payout(+)	-5,075,888.31
•	Charges	
	> NLDC Application Fees	-8.21
	> CTU Transmission Charges	-360,976.00
	> NLDC Scheduling & Operating Charges - Buy	-200.00*
	> NLDC Scheduling & Operating Charges - Sell	0.00
	> STU Transmission Charges	-140,800.00
	> Distribution Charges	0.00
	> Any other Charges	0.00
	> SLDC Scheduling and Operating Charges	-1,000.00
	> ALDC Scheduling and Operating Charges	0.00
•	Fees	-35,200.00
	> IGST	-6,336.00
	> SGST	0.00
	> CGST	0.00
	> UTGST	0.00
•	<b>Total</b>	<b>-5,620,408.52</b>

**Remarks :**

- NLDC Application Fee = ₹ 5,000.00 / (No of Successful Portfolios - 609 ).
- Injection CTU Transmission Charges = ₹ 147.20/ MWh.
- Drawal CTU Transmission Charges = ₹ 205.10/ MWh.
- NLDC Scheduling & Operating Charges - Buy = ₹ 1.00 x (Total Traded Buy Qty in MWh)
- NLDC Scheduling & Operating Charges - Sell = ₹ 1.00 x (Total Traded Sell Qty in MWh)
- \* Max Charges applied
- State Transmission/Distribution Charges and Scheduling and Operating Charges are as per the Rate specified in Standing Clearance.

- Trade details displayed on the next page Annexure A.



**DAILY OBLIGATION SUMMARY REPORT**
**Daily Trade Report**

Period	Qty in MW	Rate/MWh	Amount in ₹	Period	Qty in MW	Rate/MWh	Amount in ₹
00:00 - 00:15	64.00	3,300.83	-52,813.28	12:00 - 12:15	81.00	2,731.80	-55,318.95
00:15 - 00:30	64.00	3,300.18	-52,802.88	12:15 - 12:30	81.00	2,647.75	-53,616.94
00:30 - 00:45	64.00	3,128.75	-50,060.00	12:30 - 12:45	81.00	2,447.76	-49,567.14
00:45 - 01:00	64.00	2,999.54	-47,992.64	12:45 - 13:00	81.00	2,294.26	-46,458.77
01:00 - 01:15	64.00	2,853.24	-45,651.84	13:00 - 13:15	77.00	2,325.09	-44,757.98
01:15 - 01:30	64.00	2,650.76	-42,412.16	13:15 - 13:30	77.00	2,258.26	-43,471.51
01:30 - 01:45	64.00	2,250.19	-36,003.04	13:30 - 13:45	77.00	2,276.34	-43,819.55
01:45 - 02:00	64.00	1,999.27	-31,988.32	13:45 - 14:00	77.00	2,404.38	-46,284.32
02:00 - 02:15	64.00	2,239.39	-35,830.24	14:00 - 14:15	77.00	2,500.87	-48,141.75
02:15 - 02:30	64.00	2,348.23	-37,571.68	14:15 - 14:30	77.00	2,899.45	-55,814.41
02:30 - 02:45	64.00	2,231.63	-35,706.08	14:30 - 14:45	77.00	2,939.02	-56,576.14
02:45 - 03:00	64.00	2,070.84	-33,133.44	14:45 - 15:00	77.00	2,940.15	-56,597.89
03:00 - 03:15	64.00	1,816.79	-29,068.64	15:00 - 15:15	77.00	2,899.45	-55,814.41
03:15 - 03:30	64.00	1,800.94	-28,815.04	15:15 - 15:30	77.00	2,899.80	-55,821.15
03:30 - 03:45	64.00	1,799.32	-28,789.12	15:30 - 15:45	77.00	2,900.39	-55,832.51
03:45 - 04:00	64.00	1,799.27	-28,788.32	15:45 - 16:00	77.00	2,939.20	-56,579.60
04:00 - 04:15	67.00	1,799.76	-30,145.98	16:00 - 16:15	77.00	2,899.37	-55,812.87
04:15 - 04:30	67.00	1,799.37	-30,139.45	16:15 - 16:30	77.00	2,899.83	-55,821.73
04:30 - 04:45	67.00	1,791.90	-30,014.33	16:30 - 16:45	77.00	3,010.50	-57,952.13
04:45 - 05:00	67.00	1,796.00	-30,083.00	16:45 - 17:00	77.00	3,170.96	-61,040.98
05:00 - 05:15	67.00	1,799.04	-30,133.92	17:00 - 17:15	79.00	2,899.63	-57,267.69
05:15 - 05:30	67.00	1,800.14	-30,152.35	17:15 - 17:30	79.00	2,859.14	-56,468.02
05:30 - 05:45	67.00	1,810.38	-30,323.87	17:30 - 17:45	79.00	2,859.35	-56,472.16
05:45 - 06:00	67.00	1,899.22	-31,811.94	17:45 - 18:00	79.00	2,859.47	-56,474.53
06:00 - 06:15	67.00	2,421.27	-40,556.27	18:00 - 18:15	79.00	2,879.79	-56,875.85
06:15 - 06:30	67.00	2,529.94	-42,376.50	18:15 - 18:30	79.00	2,879.90	-56,878.03
06:30 - 06:45	67.00	2,800.63	-46,910.55	18:30 - 18:45	79.00	3,349.69	-66,156.38
06:45 - 07:00	67.00	2,348.98	-39,345.42	18:45 - 19:00	79.00	3,699.27	-73,060.58
07:00 - 07:15	67.00	2,402.00	-40,233.50	19:00 - 19:15	79.00	3,680.38	-72,687.51
07:15 - 07:30	67.00	2,200.18	-36,853.02	19:15 - 19:30	79.00	4,169.26	-82,342.89
07:30 - 07:45	67.00	2,189.42	-36,672.79	19:30 - 19:45	79.00	4,896.53	-96,706.47
07:45 - 08:00	67.00	2,168.09	-36,315.51	19:45 - 20:00	79.00	5,200.39	-102,707.70
08:00 - 08:15	67.00	2,189.58	-36,675.47	20:00 - 20:15	75.00	4,999.98	-93,749.63
08:15 - 08:30	67.00	2,339.52	-39,186.96	20:15 - 20:30	75.00	5,000.14	-93,752.63
08:30 - 08:45	67.00	2,348.51	-39,337.54	20:30 - 20:45	75.00	4,999.34	-93,737.63
08:45 - 09:00	67.00	2,348.57	-39,338.55	20:45 - 21:00	75.00	4,896.73	-91,813.69
09:00 - 09:15	81.00	2,249.73	-45,557.03	21:00 - 21:15	75.00	4,637.20	-86,947.50
09:15 - 09:30	81.00	2,249.79	-45,558.25	21:15 - 21:30	75.00	4,390.30	-82,318.13
09:30 - 09:45	81.00	2,365.91	-47,909.68	21:30 - 21:45	75.00	4,400.68	-82,512.75
09:45 - 10:00	81.00	2,400.91	-48,618.43	21:45 - 22:00	75.00	4,200.47	-78,758.81
10:00 - 10:15	81.00	2,249.57	-45,553.79	22:00 - 22:15	75.00	3,989.37	-74,800.69
10:15 - 10:30	81.00	2,249.72	-45,556.83	22:15 - 22:30	75.00	3,869.09	-72,545.44
10:30 - 10:45	81.00	2,249.90	-45,560.48	22:30 - 22:45	75.00	3,989.33	-74,799.94
10:45 - 11:00	81.00	2,328.32	-47,148.48	22:45 - 23:00	75.00	4,000.52	-75,009.75
11:00 - 11:15	81.00	2,437.83	-49,366.06	23:00 - 23:15	75.00	3,699.66	-69,368.63
11:15 - 11:30	81.00	2,500.64	-50,637.96	23:15 - 23:30	75.00	3,699.42	-69,364.13
11:30 - 11:45	81.00	2,653.05	-53,724.26	23:30 - 23:45	75.00	3,699.06	-69,357.38
11:45 - 12:00	81.00	2,647.65	-53,614.91	23:45 - 24:00	75.00	3,467.38	-65,013.38
<b>Total Trade (Buy + Sell) MWh</b>					<b>1,760.0000</b>		<b>-5,075,888.31</b>



Authorised Signatory

 Name : Akhilesh Awasthy  
 Designation : Director Market Operations

**DAILY OBLIGATION SUMMARY REPORT**

Trading Date	: 5-Jul-18	Delivery Date	: 6-Jul-18
Entity ID	: E1WB0IPC0000	Entity Name	: IPCL Power Trading Private Limited
Portfolio Code	: E1WB0IPC0002	Portfolio Name	: India_Power_Corporation_Ltd_(Formerly_DPSC_Ltd)

•	Funds Payin(-) / Payout(+)	-6,348,559.03
•	Charges	
	> NLDC Application Fees	-8.67
	> CTU Transmission Charges	-380,255.40
	> NLDC Scheduling & Operating Charges - Buy	-200.00*
	> NLDC Scheduling & Operating Charges - Sell	0.00
	> STU Transmission Charges	-148,320.00
	> Distribution Charges	0.00
	> Any other Charges	0.00
	> SLDC Scheduling and Operating Charges	-1,000.00
	> ALDC Scheduling and Operating Charges	0.00
•	Fees	-37,080.00
	> IGST	-6,674.40
	> SGST	0.00
	> CGST	0.00
	> UTGST	0.00
•	<b>Total</b>	<b>-6,922,097.50</b>

**Remarks :**

- NLDC Application Fee = ₹ 5,000.00 / (No of Successful Portfolios - 577 ).
- Injection CTU Transmission Charges = ₹ 147.20/ MWh.
- Drawal CTU Transmission Charges = ₹ 205.10/ MWh.
- NLDC Scheduling & Operating Charges - Buy = ₹ 1.00 x (Total Traded Buy Qty in MWh)
- NLDC Scheduling & Operating Charges - Sell = ₹ 1.00 x (Total Traded Sell Qty in MWh)
- \* Max Charges applied
- State Transmission/Distribution Charges and Scheduling and Operating Charges are as per the Rate specified in Standing Clearance.

- Trade details displayed on the next page Annexure A.



**DAILY OBLIGATION SUMMARY REPORT**
**Daily Trade Report**

Period	Qty in MW	Rate/MWh	Amount in ₹	Period	Qty in MW	Rate/MWh	Amount in ₹
00:00 - 00:15	75.00	3,699.00	-69,356.25	12:00 - 12:15	81.00	2,699.98	-54,674.60
00:15 - 00:30	75.00	3,492.37	-65,481.94	12:15 - 12:30	81.00	2,699.58	-54,666.50
00:30 - 00:45	75.00	3,400.91	-63,767.06	12:30 - 12:45	81.00	2,699.24	-54,659.61
00:45 - 01:00	75.00	3,250.60	-60,948.75	12:45 - 13:00	81.00	2,649.69	-53,656.22
01:00 - 01:15	75.00	3,250.19	-60,941.06	13:00 - 13:15	77.00	2,649.05	-50,994.21
01:15 - 01:30	75.00	3,000.92	-56,267.25	13:15 - 13:30	77.00	2,429.94	-46,776.35
01:30 - 01:45	75.00	2,753.93	-51,636.19	13:30 - 13:45	77.00	2,649.10	-50,995.18
01:45 - 02:00	75.00	2,651.20	-49,710.00	13:45 - 14:00	77.00	2,649.40	-51,000.95
02:00 - 02:15	75.00	2,800.08	-52,501.50	14:00 - 14:15	77.00	2,699.21	-51,959.79
02:15 - 02:30	75.00	2,702.17	-50,665.69	14:15 - 14:30	77.00	2,779.72	-53,509.61
02:30 - 02:45	75.00	2,385.38	-44,725.88	14:30 - 14:45	77.00	2,950.04	-56,788.27
02:45 - 03:00	75.00	2,381.16	-44,646.75	14:45 - 15:00	77.00	2,950.25	-56,792.31
03:00 - 03:15	75.00	2,348.16	-44,028.00	15:00 - 15:15	77.00	3,000.15	-57,752.89
03:15 - 03:30	75.00	2,302.01	-43,162.69	15:15 - 15:30	77.00	2,950.99	-56,806.56
03:30 - 03:45	75.00	2,175.81	-40,796.44	15:30 - 15:45	77.00	3,200.33	-61,606.35
03:45 - 04:00	75.00	2,109.62	-39,555.38	15:45 - 16:00	77.00	3,250.05	-62,563.46
04:00 - 04:15	77.00	2,077.83	-39,998.23	16:00 - 16:15	77.00	3,500.77	-67,389.82
04:15 - 04:30	77.00	2,038.33	-39,237.85	16:15 - 16:30	77.00	3,699.01	-71,205.94
04:30 - 04:45	77.00	2,402.38	-46,245.82	16:30 - 16:45	77.00	3,409.64	-65,635.57
04:45 - 05:00	77.00	2,402.08	-46,240.04	16:45 - 17:00	77.00	3,199.71	-61,594.42
05:00 - 05:15	77.00	2,400.95	-46,218.29	17:00 - 17:15	79.00	3,199.40	-63,188.15
05:15 - 05:30	77.00	2,431.69	-46,810.03	17:15 - 17:30	79.00	3,200.74	-63,214.62
05:30 - 05:45	77.00	2,404.35	-46,283.74	17:30 - 17:45	79.00	3,149.40	-62,200.65
05:45 - 06:00	77.00	2,650.16	-51,015.58	17:45 - 18:00	79.00	3,357.44	-66,309.44
06:00 - 06:15	77.00	2,859.89	-55,052.88	18:00 - 18:15	79.00	3,250.19	-64,191.25
06:15 - 06:30	77.00	3,000.23	-57,754.43	18:15 - 18:30	79.00	3,699.20	-73,059.20
06:30 - 06:45	77.00	3,109.07	-59,849.60	18:30 - 18:45	79.00	3,749.32	-74,049.07
06:45 - 07:00	77.00	3,109.55	-59,858.84	18:45 - 19:00	79.00	3,902.51	-77,074.57
07:00 - 07:15	77.00	3,199.78	-61,595.77	19:00 - 19:15	79.00	3,749.85	-74,059.54
07:15 - 07:30	77.00	3,126.30	-60,181.28	19:15 - 19:30	79.00	4,896.95	-96,714.76
07:30 - 07:45	77.00	3,000.49	-57,759.43	19:30 - 19:45	79.00	6,212.05	-122,687.99
07:45 - 08:00	77.00	3,000.20	-57,753.85	19:45 - 20:00	79.00	6,850.87	-135,304.68
08:00 - 08:15	77.00	3,000.88	-57,766.94	20:00 - 20:15	75.00	7,000.88	-131,266.50
08:15 - 08:30	77.00	3,250.53	-62,572.70	20:15 - 20:30	75.00	7,550.08	-141,564.00
08:30 - 08:45	77.00	3,099.10	-59,657.68	20:30 - 20:45	75.00	6,009.71	-112,682.06
08:45 - 09:00	77.00	3,000.98	-57,768.87	20:45 - 21:00	75.00	5,999.73	-112,494.94
09:00 - 09:15	81.00	3,000.37	-60,757.49	21:00 - 21:15	75.00	6,008.50	-112,659.38
09:15 - 09:30	81.00	3,000.80	-60,766.20	21:15 - 21:30	75.00	5,999.80	-112,496.25
09:30 - 09:45	81.00	2,800.90	-56,718.23	21:30 - 21:45	75.00	5,999.30	-112,486.88
09:45 - 10:00	81.00	2,940.14	-59,537.84	21:45 - 22:00	75.00	5,200.54	-97,510.13
10:00 - 10:15	81.00	2,779.64	-56,287.71	22:00 - 22:15	75.00	4,989.08	-93,545.25
10:15 - 10:30	81.00	2,800.73	-56,714.78	22:15 - 22:30	75.00	4,896.37	-91,806.94
10:30 - 10:45	81.00	2,800.72	-56,714.58	22:30 - 22:45	75.00	4,489.36	-84,175.50
10:45 - 11:00	81.00	2,950.12	-59,739.93	22:45 - 23:00	75.00	4,896.04	-91,800.75
11:00 - 11:15	81.00	2,950.24	-59,742.36	23:00 - 23:15	75.00	4,800.31	-90,005.81
11:15 - 11:30	81.00	2,950.11	-59,739.73	23:15 - 23:30	75.00	4,349.54	-81,553.88
11:30 - 11:45	81.00	2,950.02	-59,737.91	23:30 - 23:45	75.00	4,249.60	-79,680.00
11:45 - 12:00	81.00	2,801.00	-56,720.25	23:45 - 24:00	75.00	4,200.46	-78,758.63
<b>Total Trade (Buy + Sell) MWh</b>					<b>1,854.0000</b>		<b>-6,348,559.03</b>

Authorised Signatory

 Name : Akhilesh Awasthy  
 Designation : Director Market Operations


**DAILY OBLIGATION SUMMARY REPORT**

Trading Date	: 6-Jul-18	Delivery Date	: 7-Jul-18
Entity ID	: E1WB0IPC0000	Entity Name	: IPCL Power Trading Private Limited
Portfolio Code	: E1WB0IPC0002	Portfolio Name	: India_Power_Corporation_Ltd_(Formerly_DPSC_Ltd)

•	Funds Payin(-) / Payout(+)	-6,776,270.16
•	Charges	
	> NLDC Application Fees	-9.31
	> CTU Transmission Charges	-360,976.00
	> NLDC Scheduling & Operating Charges - Buy	-200.00*
	> NLDC Scheduling & Operating Charges - Sell	0.00
	> STU Transmission Charges	-140,800.00
	> Distribution Charges	0.00
	> Any other Charges	0.00
	> SLDC Scheduling and Operating Charges	-1,000.00
	> ALDC Scheduling and Operating Charges	0.00
•	Fees	-35,200.00
	> IGST	-6,336.00
	> SGST	0.00
	> CGST	0.00
	> UTGST	0.00
•	<b>Total</b>	<b>-7,320,791.47</b>

**Remarks :**

- NLDC Application Fee = ₹ 5,000.00 / (No of Successful Portfolios - 537).
- Injection CTU Transmission Charges = ₹ 147.20/ MWh.
- Drawal CTU Transmission Charges = ₹ 205.10/ MWh.
- NLDC Scheduling & Operating Charges - Buy = ₹ 1.00 x (Total Traded Buy Qty in MWh)
- NLDC Scheduling & Operating Charges - Sell = ₹ 1.00 x (Total Traded Sell Qty in MWh)
- \* Max Charges applied
- State Transmission/Distribution Charges and Scheduling and Operating Charges are as per the Rate specified in Standing Clearance.

- Trade details displayed on the next page Annexure A.



**DAILY OBLIGATION SUMMARY REPORT**
**Daily Trade Report**

Period	Qty in MW	Rate/MWh	Amount in ₹	Period	Qty in MW	Rate/MWh	Amount in ₹
00:00 - 00:15	75.00	4,199.61	-78,742.69	12:00 - 12:15	71.00	3,299.05	-58,558.14
00:15 - 00:30	75.00	3,700.81	-69,390.19	12:15 - 12:30	71.00	3,299.08	-58,558.67
00:30 - 00:45	75.00	3,699.16	-69,359.25	12:30 - 12:45	71.00	2,950.00	-52,362.50
00:45 - 01:00	75.00	3,400.76	-63,764.25	12:45 - 13:00	71.00	2,829.13	-50,217.06
01:00 - 01:15	75.00	3,400.45	-63,758.44	13:00 - 13:15	71.00	2,829.41	-50,222.03
01:15 - 01:30	75.00	3,250.53	-60,947.44	13:15 - 13:30	71.00	2,829.65	-50,226.29
01:30 - 01:45	75.00	2,753.38	-51,625.88	13:30 - 13:45	71.00	2,799.89	-49,698.05
01:45 - 02:00	75.00	2,590.80	-48,577.50	13:45 - 14:00	71.00	2,829.25	-50,219.19
02:00 - 02:15	75.00	2,989.87	-56,060.06	14:00 - 14:15	71.00	2,920.50	-51,838.88
02:15 - 02:30	75.00	3,098.02	-58,087.88	14:15 - 14:30	71.00	2,950.65	-52,374.04
02:30 - 02:45	75.00	3,000.74	-56,263.88	14:30 - 14:45	71.00	3,208.94	-56,958.69
02:45 - 03:00	75.00	3,165.60	-59,355.00	14:45 - 15:00	71.00	3,299.12	-58,559.38
03:00 - 03:15	75.00	3,050.23	-57,191.81	15:00 - 15:15	71.00	3,599.14	-63,884.74
03:15 - 03:30	75.00	3,209.62	-60,180.38	15:15 - 15:30	71.00	3,599.13	-63,884.56
03:30 - 03:45	75.00	3,000.87	-56,266.31	15:30 - 15:45	71.00	3,599.11	-63,884.20
03:45 - 04:00	75.00	3,168.20	-59,403.75	15:45 - 16:00	71.00	3,400.45	-60,357.99
04:00 - 04:15	77.00	3,100.01	-59,675.19	16:00 - 16:15	71.00	3,599.00	-63,882.25
04:15 - 04:30	77.00	3,000.77	-57,764.82	16:15 - 16:30	71.00	3,459.76	-61,410.74
04:30 - 04:45	77.00	3,000.62	-57,761.94	16:30 - 16:45	71.00	3,467.00	-61,539.25
04:45 - 05:00	77.00	3,209.89	-61,790.38	16:45 - 17:00	71.00	3,400.40	-60,357.10
05:00 - 05:15	77.00	3,500.53	-67,385.20	17:00 - 17:15	71.00	3,000.87	-53,265.44
05:15 - 05:30	77.00	3,250.55	-62,573.09	17:15 - 17:30	71.00	2,830.00	-50,232.50
05:30 - 05:45	77.00	3,300.51	-63,534.82	17:30 - 17:45	71.00	2,859.04	-50,747.96
05:45 - 06:00	77.00	3,127.25	-60,199.56	17:45 - 18:00	71.00	2,829.99	-50,232.32
06:00 - 06:15	77.00	3,490.50	-67,192.13	18:00 - 18:15	71.00	2,949.93	-52,361.26
06:15 - 06:30	77.00	3,501.55	-67,404.84	18:15 - 18:30	71.00	2,979.22	-52,881.16
06:30 - 06:45	77.00	3,681.70	-70,872.73	18:30 - 18:45	71.00	3,170.04	-56,268.21
06:45 - 07:00	77.00	3,520.51	-67,769.82	18:45 - 19:00	71.00	3,699.10	-65,659.03
07:00 - 07:15	77.00	3,580.42	-68,923.09	19:00 - 19:15	71.00	3,902.14	-69,262.99
07:15 - 07:30	77.00	3,520.11	-67,762.12	19:15 - 19:30	71.00	4,896.92	-86,920.33
07:30 - 07:45	77.00	3,467.31	-66,745.72	19:30 - 19:45	71.00	5,999.96	-106,499.29
07:45 - 08:00	77.00	3,441.81	-66,254.84	19:45 - 20:00	71.00	7,000.43	-124,257.63
08:00 - 08:15	77.00	3,050.60	-58,724.05	20:00 - 20:15	71.00	7,000.31	-124,255.50
08:15 - 08:30	77.00	3,441.55	-66,249.84	20:15 - 20:30	71.00	7,500.32	-133,130.68
08:30 - 08:45	77.00	3,501.68	-67,407.34	20:30 - 20:45	71.00	7,500.58	-133,135.30
08:45 - 09:00	77.00	3,520.56	-67,770.78	20:45 - 21:00	71.00	7,500.43	-133,132.63
09:00 - 09:15	81.00	3,466.95	-70,205.74	21:00 - 21:15	71.00	7,000.21	-124,253.73
09:15 - 09:30	81.00	3,467.43	-70,215.46	21:15 - 21:30	71.00	7,500.07	-133,126.24
09:30 - 09:45	81.00	3,299.74	-66,819.74	21:30 - 21:45	71.00	7,000.20	-124,253.55
09:45 - 10:00	81.00	3,299.76	-66,820.14	21:45 - 22:00	71.00	5,999.85	-106,497.34
10:00 - 10:15	71.00	2,960.53	-52,549.41	22:00 - 22:15	71.00	6,000.79	-106,514.02
10:15 - 10:30	71.00	3,150.96	-55,929.54	22:15 - 22:30	71.00	7,000.10	-124,251.78
10:30 - 10:45	71.00	3,150.96	-55,929.54	22:30 - 22:45	71.00	7,500.07	-133,126.24
10:45 - 11:00	71.00	3,123.55	-55,443.01	22:45 - 23:00	71.00	7,000.63	-124,261.18
11:00 - 11:15	71.00	3,170.62	-56,278.51	23:00 - 23:15	71.00	5,000.08	-88,751.42
11:15 - 11:30	71.00	3,299.02	-58,557.61	23:15 - 23:30	71.00	4,896.50	-86,912.88
11:30 - 11:45	71.00	3,299.25	-58,561.69	23:30 - 23:45	71.00	4,896.37	-86,910.57
11:45 - 12:00	71.00	3,299.11	-58,559.20	23:45 - 24:00	71.00	3,806.69	-67,568.75
<b>Total Trade (Buy + Sell) MWh</b>					<b>1,760.0000</b>		<b>-6,776,270.16</b>



Authorised Signatory

 Name : Akhilesh Awasthy  
 Designation : Director Market Operations

**DAILY OBLIGATION SUMMARY REPORT**

Trading Date	: 7-Jul-18	Delivery Date	: 8-Jul-18
Entity ID	: E1WB0IPC0000	Entity Name	: IPCL Power Trading Private Limited
Portfolio Code	: E1WB0IPC0002	Portfolio Name	: India_Power_Corporation_Ltd_(Formerly_DPSC_Ltd)

•	Funds Payin(-) / Payout(+)	-5,904,561.72
•	Charges	
	> NLDC Application Fees	-8.90
	> CTU Transmission Charges	-380,665.60
	> NLDC Scheduling & Operating Charges - Buy	-200.00*
	> NLDC Scheduling & Operating Charges - Sell	0.00
	> STU Transmission Charges	-148,480.00
	> Distribution Charges	0.00
	> Any other Charges	0.00
	> SLDC Scheduling and Operating Charges	-1,000.00
	> ALDC Scheduling and Operating Charges	0.00
•	Fees	-37,120.00
	> IGST	-6,681.60
	> SGST	0.00
	> CGST	0.00
	> UTGST	0.00
•	<b>Total</b>	<b>-6,478,717.82</b>

**Remarks :**

- NLDC Application Fee = ₹ 5,000.00 / (No of Successful Portfolios - 562 ).
- Injection CTU Transmission Charges = ₹ 147.20/ MWh.
- Drawal CTU Transmission Charges = ₹ 205.10/ MWh.
- NLDC Scheduling & Operating Charges - Buy = ₹ 1.00 x (Total Traded Buy Qty in MWh)
- NLDC Scheduling & Operating Charges - Sell = ₹ 1.00 x (Total Traded Sell Qty in MWh)
- \* Max Charges applied
- State Transmission/Distribution Charges and Scheduling and Operating Charges are as per the Rate specified in Standing Clearance.

- Trade details displayed on the next page Annexure A.





**DAILY OBLIGATION SUMMARY REPORT**
**Daily Trade Report**

Period	Qty in MW	Rate/MWh	Amount in ₹	Period	Qty in MW	Rate/MWh	Amount in ₹
00:00 - 00:15	76.00	4,249.79	-80,746.01	12:00 - 12:15	80.00	2,677.99	-53,559.80
00:15 - 00:30	76.00	4,000.09	-76,001.71	12:15 - 12:30	80.00	2,677.30	-53,546.00
00:30 - 00:45	76.00	3,699.24	-70,285.56	12:30 - 12:45	80.00	2,389.91	-47,798.20
00:45 - 01:00	76.00	3,467.64	-65,885.16	12:45 - 13:00	80.00	2,385.72	-47,714.40
01:00 - 01:15	76.00	3,505.86	-66,611.34	13:00 - 13:15	76.00	2,312.97	-43,946.43
01:15 - 01:30	76.00	3,299.26	-62,685.94	13:15 - 13:30	76.00	2,300.40	-43,707.60
01:30 - 01:45	76.00	3,137.17	-59,606.23	13:30 - 13:45	76.00	2,319.37	-44,068.03
01:45 - 02:00	76.00	3,000.55	-57,010.45	13:45 - 14:00	76.00	2,340.09	-44,461.71
02:00 - 02:15	76.00	3,392.40	-64,455.60	14:00 - 14:15	76.00	2,677.26	-50,867.94
02:15 - 02:30	76.00	3,329.55	-63,261.45	14:15 - 14:30	76.00	2,677.70	-50,876.30
02:30 - 02:45	76.00	3,299.17	-62,684.23	14:30 - 14:45	76.00	2,677.75	-50,877.25
02:45 - 03:00	76.00	3,299.63	-62,692.97	14:45 - 15:00	76.00	2,705.31	-51,400.89
03:00 - 03:15	76.00	3,264.65	-62,028.35	15:00 - 15:15	76.00	2,709.26	-51,475.94
03:15 - 03:30	76.00	3,188.80	-60,587.20	15:15 - 15:30	76.00	2,677.51	-50,872.69
03:30 - 03:45	76.00	3,000.87	-57,016.53	15:30 - 15:45	76.00	2,541.98	-48,297.62
03:45 - 04:00	76.00	3,000.42	-57,007.98	15:45 - 16:00	76.00	2,357.38	-44,790.22
04:00 - 04:15	78.00	3,100.46	-60,458.97	16:00 - 16:15	76.00	2,819.19	-53,564.61
04:15 - 04:30	78.00	3,000.66	-58,512.87	16:15 - 16:30	76.00	2,799.58	-53,192.02
04:30 - 04:45	78.00	3,299.39	-64,338.11	16:30 - 16:45	76.00	2,750.12	-52,252.28
04:45 - 05:00	78.00	3,224.24	-62,872.68	16:45 - 17:00	76.00	2,398.74	-45,576.06
05:00 - 05:15	78.00	2,651.23	-51,698.99	17:00 - 17:15	76.00	2,381.40	-45,246.60
05:15 - 05:30	78.00	2,600.63	-50,712.29	17:15 - 17:30	76.00	2,345.09	-44,556.71
05:30 - 05:45	78.00	2,398.83	-46,777.19	17:30 - 17:45	76.00	2,333.43	-44,335.17
05:45 - 06:00	78.00	2,398.40	-46,768.80	17:45 - 18:00	76.00	2,319.77	-44,075.63
06:00 - 06:15	78.00	2,749.71	-53,619.35	18:00 - 18:15	79.00	2,369.40	-46,795.65
06:15 - 06:30	78.00	3,109.46	-60,634.47	18:15 - 18:30	79.00	2,749.58	-54,304.21
06:30 - 06:45	78.00	3,109.37	-60,632.72	18:30 - 18:45	79.00	2,809.76	-55,492.76
06:45 - 07:00	78.00	2,859.32	-55,756.74	18:45 - 19:00	79.00	3,150.02	-62,212.90
07:00 - 07:15	78.00	2,859.53	-55,760.84	19:00 - 19:15	79.00	3,024.60	-59,735.85
07:15 - 07:30	78.00	3,021.70	-58,923.15	19:15 - 19:30	79.00	3,505.31	-69,229.87
07:30 - 07:45	78.00	3,000.36	-58,507.02	19:30 - 19:45	79.00	3,869.49	-76,422.43
07:45 - 08:00	78.00	3,000.79	-58,515.41	19:45 - 20:00	79.00	4,312.09	-85,163.78
08:00 - 08:15	78.00	2,769.45	-54,004.28	20:00 - 20:15	76.00	4,100.06	-77,901.14
08:15 - 08:30	78.00	3,000.79	-58,515.41	20:15 - 20:30	76.00	4,989.44	-94,799.36
08:30 - 08:45	78.00	3,100.22	-60,454.29	20:30 - 20:45	76.00	4,989.57	-94,801.83
08:45 - 09:00	78.00	3,299.51	-64,340.45	20:45 - 21:00	76.00	4,896.98	-93,042.62
09:00 - 09:15	80.00	3,299.25	-65,985.00	21:00 - 21:15	76.00	4,665.11	-88,637.09
09:15 - 09:30	80.00	3,299.40	-65,988.00	21:15 - 21:30	76.00	4,808.15	-91,354.85
09:30 - 09:45	80.00	3,022.00	-60,440.00	21:30 - 21:45	76.00	4,866.80	-92,469.20
09:45 - 10:00	80.00	3,001.31	-60,026.20	21:45 - 22:00	76.00	4,846.13	-92,076.47
10:00 - 10:15	80.00	2,779.37	-55,587.40	22:00 - 22:15	76.00	4,150.37	-78,857.03
10:15 - 10:30	80.00	2,779.38	-55,587.60	22:15 - 22:30	76.00	4,689.16	-89,094.04
10:30 - 10:45	80.00	2,769.61	-55,392.20	22:30 - 22:45	76.00	4,887.75	-92,867.25
10:45 - 11:00	80.00	2,769.17	-55,383.40	22:45 - 23:00	76.00	4,896.17	-93,027.23
11:00 - 11:15	80.00	2,749.56	-54,991.20	23:00 - 23:15	76.00	3,989.24	-75,795.56
11:15 - 11:30	80.00	2,749.94	-54,998.80	23:15 - 23:30	76.00	3,900.53	-74,110.07
11:30 - 11:45	80.00	2,749.28	-54,985.60	23:30 - 23:45	76.00	3,699.91	-70,298.29
11:45 - 12:00	80.00	2,749.63	-54,992.60	23:45 - 24:00	76.00	3,699.13	-70,283.47
<b>Total Trade (Buy + Sell) MWh</b>					<b>1,856,0000</b>		<b>-5,904,561.72</b>

Authorised Signatory

 Name : Akhilesh Awasthy  
 Designation : Director Market Operations


**DAILY OBLIGATION SUMMARY REPORT**

 Trading Date : 8-Jul-18  
 Entity ID : E1WB0IPC0000  
 Portfolio Code : E1WB0IPC0002

 Delivery Date : 9-Jul-18  
 Entity Name : IPCL Power Trading Private Limited  
 Portfolio Name : India\_Power\_Corporation\_Ltd\_(Formerly\_DPSC\_Ltd)

•	Funds Payin(-) / Payout(+)	-5,364,251.19
•	Charges	
	> NLDC Application Fees	-9.84
	> CTU Transmission Charges	-260,271.90
	> NLDC Scheduling & Operating Charges - Buy	-200.00*
	> NLDC Scheduling & Operating Charges - Sell	0.00
	> STU Transmission Charges	-101,520.00
	> Distribution Charges	0.00
	> Any other Charges	0.00
	> SLDC Scheduling and Operating Charges	-1,000.00
	> ALDC Scheduling and Operating Charges	0.00
•	Fees	-25,380.00
	> IGST	-4,568.40
	> SGST	0.00
	> CGST	0.00
	> UTGST	0.00
•	<b>Total</b>	<b>-5,757,201.33</b>

## Remarks :

- NLDC Application Fee = ₹ 5,000.00 / (No of Successful Portfolios - 508 ).
- Injection CTU Transmission Charges = ₹ 147.20/ MWh.
- Drawal CTU Transmission Charges = ₹ 205.10/ MWh.
- NLDC Scheduling & Operating Charges - Buy = ₹ 1.00 x (Total Traded Buy Qty in MWh)
- NLDC Scheduling & Operating Charges - Sell = ₹ 1.00 x (Total Traded Sell Qty in MWh)
- \* Max Charges applied
- State Transmission/Distribution Charges and Scheduling and Operating Charges are as per the Rate specified in Standing Clearance.

- Trade details displayed on the next page Annexure A.



**DAILY OBLIGATION SUMMARY REPORT**
**Daily Trade Report**

Period	Qty in MW	Rate/MWh	Amount in ₹	Period	Qty in MW	Rate/MWh	Amount in ₹
00:00 - 00:15	52.00	5,830.25	-75,793.25	12:00 - 12:15	56.00	3,571.00	-49,994.00
00:15 - 00:30	52.00	5,470.00	-71,110.00	12:15 - 12:30	56.00	3,400.95	-47,613.30
00:30 - 00:45	52.00	4,800.59	-62,407.67	12:30 - 12:45	56.00	3,299.79	-46,197.06
00:45 - 01:00	52.00	4,150.91	-53,961.83	12:45 - 13:00	56.00	3,299.70	-46,195.80
01:00 - 01:15	52.00	4,000.40	-52,005.20	13:00 - 13:15	53.00	3,299.63	-43,720.10
01:15 - 01:30	52.00	3,699.83	-48,097.79	13:15 - 13:30	53.00	3,299.55	-43,719.04
01:30 - 01:45	52.00	3,620.40	-47,065.20	13:30 - 13:45	53.00	3,299.44	-43,717.58
01:45 - 02:00	52.00	3,504.04	-45,552.52	13:45 - 14:00	53.00	3,299.62	-43,719.97
02:00 - 02:15	52.00	3,508.58	-45,611.54	14:00 - 14:15	53.00	3,299.84	-43,722.88
02:15 - 02:30	52.00	3,550.03	-46,150.39	14:15 - 14:30	53.00	3,467.14	-45,939.61
02:30 - 02:45	52.00	3,467.53	-45,077.89	14:30 - 14:45	53.00	3,501.84	-46,399.38
02:45 - 03:00	52.00	3,500.12	-45,501.56	14:45 - 15:00	53.00	3,699.84	-49,022.88
03:00 - 03:15	52.00	3,450.49	-44,856.37	15:00 - 15:15	53.00	3,599.65	-47,695.36
03:15 - 03:30	52.00	3,467.05	-45,071.65	15:15 - 15:30	53.00	3,599.50	-47,693.38
03:30 - 03:45	52.00	3,291.09	-42,784.17	15:30 - 15:45	53.00	3,599.17	-47,689.00
03:45 - 04:00	52.00	3,236.34	-42,072.42	15:45 - 16:00	53.00	3,599.19	-47,689.27
04:00 - 04:15	52.00	3,240.72	-42,129.36	16:00 - 16:15	53.00	3,599.22	-47,689.67
04:15 - 04:30	52.00	3,210.07	-41,730.91	16:15 - 16:30	53.00	3,467.94	-45,950.21
04:30 - 04:45	52.00	3,253.10	-42,290.30	16:30 - 16:45	53.00	3,501.40	-46,393.55
04:45 - 05:00	52.00	3,275.27	-42,578.51	16:45 - 17:00	53.00	3,400.60	-45,057.95
05:00 - 05:15	52.00	3,266.04	-42,458.52	17:00 - 17:15	53.00	3,467.85	-45,949.01
05:15 - 05:30	52.00	3,467.31	-45,075.03	17:15 - 17:30	53.00	3,400.87	-45,061.53
05:30 - 05:45	52.00	3,509.96	-45,629.48	17:30 - 17:45	53.00	3,109.84	-41,205.38
05:45 - 06:00	52.00	3,536.88	-45,979.44	17:45 - 18:00	53.00	3,109.68	-41,203.26
06:00 - 06:15	52.00	3,869.88	-50,308.44	18:00 - 18:15	52.00	2,816.20	-36,610.60
06:15 - 06:30	52.00	3,906.80	-50,788.40	18:15 - 18:30	52.00	3,400.38	-44,204.94
06:30 - 06:45	52.00	4,068.00	-52,884.00	18:30 - 18:45	52.00	3,804.76	-49,461.88
06:45 - 07:00	52.00	3,902.55	-50,733.15	18:45 - 19:00	52.00	3,935.70	-51,164.10
07:00 - 07:15	52.00	3,902.13	-50,727.69	19:00 - 19:15	52.00	4,110.83	-53,440.79
07:15 - 07:30	52.00	3,902.82	-50,736.66	19:15 - 19:30	52.00	5,330.00	-69,290.00
07:30 - 07:45	52.00	3,699.51	-48,093.63	19:30 - 19:45	52.00	6,278.91	-81,625.83
07:45 - 08:00	52.00	3,699.72	-48,096.36	19:45 - 20:00	52.00	7,482.92	-97,277.96
08:00 - 08:15	52.00	3,500.78	-45,510.14	20:00 - 20:15	52.00	7,494.17	-97,424.21
08:15 - 08:30	52.00	3,699.21	-48,089.73	20:15 - 20:30	52.00	7,973.79	-103,659.27
08:30 - 08:45	52.00	3,500.62	-45,508.06	20:30 - 20:45	52.00	7,980.69	-103,748.97
08:45 - 09:00	52.00	3,529.59	-45,884.67	20:45 - 21:00	52.00	7,869.50	-102,303.50
09:00 - 09:15	56.00	3,699.08	-51,787.12	21:00 - 21:15	52.00	7,649.25	-99,440.25
09:15 - 09:30	56.00	4,000.04	-56,000.56	21:15 - 21:30	52.00	7,615.50	-99,001.50
09:30 - 09:45	56.00	4,173.73	-58,432.22	21:30 - 21:45	52.00	7,706.75	-100,187.75
09:45 - 10:00	56.00	4,300.25	-60,203.50	21:45 - 22:00	52.00	7,100.32	-92,304.16
10:00 - 10:15	56.00	3,900.71	-54,609.94	22:00 - 22:15	52.00	7,100.09	-92,301.17
10:15 - 10:30	56.00	3,699.93	-51,799.02	22:15 - 22:30	52.00	7,438.00	-96,694.00
10:30 - 10:45	56.00	4,000.59	-56,008.26	22:30 - 22:45	52.00	5,999.12	-77,988.56
10:45 - 11:00	56.00	3,500.71	-49,009.94	22:45 - 23:00	52.00	5,500.10	-71,501.30
11:00 - 11:15	56.00	3,502.30	-49,032.20	23:00 - 23:15	52.00	5,156.83	-67,038.79
11:15 - 11:30	56.00	3,699.14	-51,787.96	23:15 - 23:30	52.00	4,999.73	-64,996.49
11:30 - 11:45	56.00	3,512.83	-49,179.62	23:30 - 23:45	52.00	4,906.62	-63,786.06
11:45 - 12:00	56.00	3,951.00	-55,314.00	23:45 - 24:00	52.00	4,464.90	-58,043.70
<b>Total Trade (Buy + Sell) MWh</b>					<b>1,269.0000</b>		<b>-5,364,251.19</b>



Authorised Signatory

 Name : Akhilesh Awasthy  
 Designation : Director Market Operations

**DAILY OBLIGATION SUMMARY REPORT**

Trading Date	: 8-Jul-18	Delivery Date	: 9-Jul-18
Entity ID	: E1WB0IPC0000	Entity Name	: IPCL Power Trading Private Limited
Portfolio Code	: E1WB0IPC0002	Portfolio Name	: India_Power_Corporation_Ltd_(Formerly_DPSC_Ltd)

•	Funds Payin(-) / Payout(+)	-5,364,251.19
•	Charges	
	> NLDC Application Fees	-9.84
	> CTU Transmission Charges	-260,271.90
	> NLDC Scheduling & Operating Charges - Buy	-200.00*
	> NLDC Scheduling & Operating Charges - Sell	0.00
	> STU Transmission Charges	-101,520.00
	> Distribution Charges	0.00
	> Any other Charges	0.00
	> SLDC Scheduling and Operating Charges	-1,000.00
	> ALDC Scheduling and Operating Charges	0.00
•	Fees	-25,380.00
	> IGST	-4,568.40
	> SGST	0.00
	> CGST	0.00
	> UTGST	0.00
•	<b>Total</b>	<b>-5,757,201.33</b>

**Remarks :**

- NLDC Application Fee = ₹ 5,000.00 / (No of Successful Portfolios - 508 ).
- Injection CTU Transmission Charges = ₹ 147.20/ MWh.
- Drawal CTU Transmission Charges = ₹ 205.10/ MWh.
- NLDC Scheduling & Operating Charges - Buy = ₹ 1.00 x (Total Traded Buy Qty in MWh)
- NLDC Scheduling & Operating Charges - Sell = ₹ 1.00 x (Total Traded Sell Qty in MWh)
- \* Max Charges applied
- State Transmission/Distribution Charges and Scheduling and Operating Charges are as per the Rate specified in Standing Clearance.
  
- Trade details displayed on the next page Annexure A.



**DAILY OBLIGATION SUMMARY REPORT**
**Daily Trade Report**

Period	Qty in MW	Rate/MWh	Amount in ₹	Period	Qty in MW	Rate/MWh	Amount in ₹
00:00 - 00:15	52.00	5,830.25	-75,793.25	12:00 - 12:15	56.00	3,571.00	-49,994.00
00:15 - 00:30	52.00	5,470.00	-71,110.00	12:15 - 12:30	56.00	3,400.95	-47,613.30
00:30 - 00:45	52.00	4,800.59	-62,407.67	12:30 - 12:45	56.00	3,299.79	-46,197.06
00:45 - 01:00	52.00	4,150.91	-53,961.83	12:45 - 13:00	56.00	3,299.70	-46,195.80
01:00 - 01:15	52.00	4,000.40	-52,005.20	13:00 - 13:15	53.00	3,299.63	-43,720.10
01:15 - 01:30	52.00	3,699.83	-48,097.79	13:15 - 13:30	53.00	3,299.55	-43,719.04
01:30 - 01:45	52.00	3,620.40	-47,065.20	13:30 - 13:45	53.00	3,299.44	-43,717.58
01:45 - 02:00	52.00	3,504.04	-45,552.52	13:45 - 14:00	53.00	3,299.62	-43,719.97
02:00 - 02:15	52.00	3,508.58	-45,611.54	14:00 - 14:15	53.00	3,299.84	-43,722.88
02:15 - 02:30	52.00	3,550.03	-46,150.39	14:15 - 14:30	53.00	3,467.14	-45,939.61
02:30 - 02:45	52.00	3,467.53	-45,077.89	14:30 - 14:45	53.00	3,501.84	-46,399.38
02:45 - 03:00	52.00	3,500.12	-45,501.56	14:45 - 15:00	53.00	3,699.84	-49,022.88
03:00 - 03:15	52.00	3,450.49	-44,856.37	15:00 - 15:15	53.00	3,599.65	-47,695.36
03:15 - 03:30	52.00	3,467.05	-45,071.65	15:15 - 15:30	53.00	3,599.50	-47,693.38
03:30 - 03:45	52.00	3,291.09	-42,784.17	15:30 - 15:45	53.00	3,599.17	-47,689.00
03:45 - 04:00	52.00	3,236.34	-42,072.42	15:45 - 16:00	53.00	3,599.19	-47,689.27
04:00 - 04:15	52.00	3,240.72	-42,129.36	16:00 - 16:15	53.00	3,599.22	-47,689.67
04:15 - 04:30	52.00	3,210.07	-41,730.91	16:15 - 16:30	53.00	3,467.94	-45,950.21
04:30 - 04:45	52.00	3,253.10	-42,290.30	16:30 - 16:45	53.00	3,501.40	-46,393.55
04:45 - 05:00	52.00	3,275.27	-42,578.51	16:45 - 17:00	53.00	3,400.60	-45,057.95
05:00 - 05:15	52.00	3,266.04	-42,458.52	17:00 - 17:15	53.00	3,467.85	-45,949.01
05:15 - 05:30	52.00	3,467.31	-45,075.03	17:15 - 17:30	53.00	3,400.87	-45,061.53
05:30 - 05:45	52.00	3,509.96	-45,629.48	17:30 - 17:45	53.00	3,109.84	-41,205.38
05:45 - 06:00	52.00	3,536.88	-45,979.44	17:45 - 18:00	53.00	3,109.68	-41,203.26
06:00 - 06:15	52.00	3,869.88	-50,308.44	18:00 - 18:15	52.00	2,816.20	-36,610.60
06:15 - 06:30	52.00	3,906.80	-50,788.40	18:15 - 18:30	52.00	3,400.38	-44,204.94
06:30 - 06:45	52.00	4,068.00	-52,884.00	18:30 - 18:45	52.00	3,804.76	-49,461.88
06:45 - 07:00	52.00	3,902.55	-50,733.15	18:45 - 19:00	52.00	3,935.70	-51,164.10
07:00 - 07:15	52.00	3,902.13	-50,727.69	19:00 - 19:15	52.00	4,110.83	-53,440.79
07:15 - 07:30	52.00	3,902.82	-50,736.66	19:15 - 19:30	52.00	5,330.00	-69,290.00
07:30 - 07:45	52.00	3,699.51	-48,093.63	19:30 - 19:45	52.00	6,278.91	-81,625.83
07:45 - 08:00	52.00	3,699.72	-48,096.36	19:45 - 20:00	52.00	7,482.92	-97,277.96
08:00 - 08:15	52.00	3,500.78	-45,510.14	20:00 - 20:15	52.00	7,494.17	-97,424.21
08:15 - 08:30	52.00	3,699.21	-48,089.73	20:15 - 20:30	52.00	7,973.79	-103,659.27
08:30 - 08:45	52.00	3,500.62	-45,508.06	20:30 - 20:45	52.00	7,980.69	-103,748.97
08:45 - 09:00	52.00	3,529.59	-45,884.67	20:45 - 21:00	52.00	7,869.50	-102,303.50
09:00 - 09:15	56.00	3,699.08	-51,787.12	21:00 - 21:15	52.00	7,649.25	-99,440.25
09:15 - 09:30	56.00	4,000.04	-56,000.56	21:15 - 21:30	52.00	7,615.50	-99,001.50
09:30 - 09:45	56.00	4,173.73	-58,432.22	21:30 - 21:45	52.00	7,706.75	-100,187.75
09:45 - 10:00	56.00	4,300.25	-60,203.50	21:45 - 22:00	52.00	7,100.32	-92,304.16
10:00 - 10:15	56.00	3,900.71	-54,609.94	22:00 - 22:15	52.00	7,100.09	-92,301.17
10:15 - 10:30	56.00	3,699.93	-51,799.02	22:15 - 22:30	52.00	7,438.00	-96,694.00
10:30 - 10:45	56.00	4,000.59	-56,008.26	22:30 - 22:45	52.00	5,999.12	-77,988.56
10:45 - 11:00	56.00	3,500.71	-49,009.94	22:45 - 23:00	52.00	5,500.10	-71,501.30
11:00 - 11:15	56.00	3,502.30	-49,032.20	23:00 - 23:15	52.00	5,156.83	-67,038.79
11:15 - 11:30	56.00	3,699.14	-51,787.96	23:15 - 23:30	52.00	4,999.73	-64,996.49
11:30 - 11:45	56.00	3,512.83	-49,179.62	23:30 - 23:45	52.00	4,906.62	-63,786.06
11:45 - 12:00	56.00	3,951.00	-55,314.00	23:45 - 24:00	52.00	4,464.90	-58,043.70
<b>Total Trade (Buy + Sell) MWh</b>					1,269,0000		-5,364,251.19

Authorised Signatory

 Name : Akhilesh Awasthy  
 Designation : Director Market Operations


**DAILY OBLIGATION SUMMARY REPORT**

Trading Date	: 9-Jul-18	Delivery Date	: 10-Jul-18
Entity ID	: E1WB0IPC0000	Entity Name	: IPCL Power Trading Private Limited
Portfolio Code	: E1WB0IPC0002	Portfolio Name	: India_Power_Corporation_Ltd_(Formerly_DPSC_Ltd)

•	Funds Payin(-) / Payout(+)	-5,446,531.57
•	Charges	
	> NLDC Application Fees	-9.69
	> CTU Transmission Charges	-260,477.00
	> NLDC Scheduling & Operating Charges - Buy	-200.00*
	> NLDC Scheduling & Operating Charges - Sell	0.00
	> STU Transmission Charges	-101,600.00
	> Distribution Charges	0.00
	> Any other Charges	0.00
	> SLDC Scheduling and Operating Charges	-1,000.00
	> ALDC Scheduling and Operating Charges	0.00
•	Fees	-25,400.00
	> IGST	-4,572.00
	> SGST	0.00
	> CGST	0.00
	> UTGST	0.00
•	<b>Total</b>	<b>-5,839,790.26</b>

**Remarks :**

- NLDC Application Fee = ₹ 5,000.00 / (No of Successful Portfolios - 516 ).
- Injection CTU Transmission Charges = ₹ 147.20/ MWh.
- Drawal CTU Transmission Charges = ₹ 205.10/ MWh.
- NLDC Scheduling & Operating Charges - Buy = ₹ 1.00 x (Total Traded Buy Qty in MWh)
- NLDC Scheduling & Operating Charges - Sell = ₹ 1.00 x (Total Traded Sell Qty in MWh)
- \* Max Charges applied
- State Transmission/Distribution Charges and Scheduling and Operating Charges are as per the Rate specified in Standing Clearance.

- Trade details displayed on the next page Annexure A.



**DAILY OBLIGATION SUMMARY REPORT**
**Daily Trade Report**

Period	Qty in MW	Rate/MWh	Amount in ₹	Period	Qty in MW	Rate/MWh	Amount in ₹
00:00 - 00:15	52.00	5,999.19	-77,989.47	12:00 - 12:15	56.00	3,610.34	-50,544.76
00:15 - 00:30	52.00	5,325.38	-69,229.94	12:15 - 12:30	56.00	3,610.32	-50,544.48
00:30 - 00:45	52.00	4,876.74	-63,397.62	12:30 - 12:45	56.00	3,299.23	-46,189.22
00:45 - 01:00	52.00	4,337.12	-56,382.56	12:45 - 13:00	56.00	3,299.18	-46,188.52
01:00 - 01:15	52.00	4,150.40	-53,955.20	13:00 - 13:15	52.00	3,299.50	-42,893.50
01:15 - 01:30	52.00	4,044.25	-52,575.25	13:15 - 13:30	52.00	3,299.39	-42,892.07
01:30 - 01:45	52.00	4,093.92	-53,220.96	13:30 - 13:45	52.00	3,299.03	-42,887.39
01:45 - 02:00	52.00	3,881.75	-50,462.75	13:45 - 14:00	52.00	3,299.62	-42,895.06
02:00 - 02:15	52.00	3,957.88	-51,452.44	14:00 - 14:15	52.00	3,299.78	-42,897.14
02:15 - 02:30	52.00	4,043.75	-52,568.75	14:15 - 14:30	52.00	3,443.41	-44,764.33
02:30 - 02:45	52.00	4,029.38	-52,381.94	14:30 - 14:45	52.00	3,500.66	-45,508.58
02:45 - 03:00	52.00	4,000.85	-52,011.05	14:45 - 15:00	52.00	3,610.70	-46,939.10
03:00 - 03:15	52.00	3,989.24	-51,860.12	15:00 - 15:15	52.00	3,599.56	-46,794.28
03:15 - 03:30	52.00	4,061.70	-52,802.10	15:15 - 15:30	52.00	3,599.45	-46,792.85
03:30 - 03:45	52.00	3,732.39	-48,521.07	15:30 - 15:45	52.00	3,500.09	-45,501.17
03:45 - 04:00	52.00	3,699.65	-48,095.45	15:45 - 16:00	52.00	3,430.33	-44,594.29
04:00 - 04:15	55.00	3,837.09	-52,759.99	16:00 - 16:15	52.00	3,599.01	-46,787.13
04:15 - 04:30	55.00	3,915.69	-53,840.74	16:15 - 16:30	52.00	3,477.67	-45,209.71
04:30 - 04:45	55.00	4,217.73	-57,993.79	16:30 - 16:45	52.00	3,032.40	-39,421.20
04:45 - 05:00	55.00	4,268.55	-58,692.56	16:45 - 17:00	52.00	2,993.17	-38,911.21
05:00 - 05:15	55.00	3,811.62	-52,409.78	17:00 - 17:15	52.00	3,169.71	-41,206.23
05:15 - 05:30	55.00	3,699.89	-50,873.49	17:15 - 17:30	52.00	3,109.96	-40,429.48
05:30 - 05:45	55.00	3,699.34	-50,865.93	17:30 - 17:45	52.00	3,100.30	-40,303.90
05:45 - 06:00	55.00	3,643.17	-50,093.59	17:45 - 18:00	52.00	2,970.50	-38,616.50
06:00 - 06:15	52.00	3,902.69	-50,734.97	18:00 - 18:15	52.00	2,749.93	-35,749.09
06:15 - 06:30	52.00	3,950.01	-51,350.13	18:15 - 18:30	52.00	2,869.87	-37,308.31
06:30 - 06:45	52.00	4,220.07	-54,860.91	18:30 - 18:45	52.00	3,500.04	-45,500.52
06:45 - 07:00	52.00	4,094.80	-53,232.40	18:45 - 19:00	52.00	3,699.85	-48,098.05
07:00 - 07:15	52.00	3,902.58	-50,733.54	19:00 - 19:15	52.00	3,869.83	-50,307.79
07:15 - 07:30	52.00	3,989.77	-51,867.01	19:15 - 19:30	52.00	4,969.75	-64,606.75
07:30 - 07:45	52.00	4,200.38	-54,604.94	19:30 - 19:45	52.00	5,999.03	-77,987.39
07:45 - 08:00	52.00	4,250.19	-55,252.47	19:45 - 20:00	52.00	7,000.59	-91,007.67
08:00 - 08:15	52.00	4,115.25	-53,498.25	20:00 - 20:15	52.00	7,025.10	-91,326.30
08:15 - 08:30	52.00	4,249.12	-55,238.56	20:15 - 20:30	52.00	7,524.92	-97,823.96
08:30 - 08:45	52.00	4,093.06	-53,209.78	20:30 - 20:45	52.00	7,496.70	-97,457.10
08:45 - 09:00	52.00	4,161.50	-54,099.50	20:45 - 21:00	52.00	7,431.70	-96,612.10
09:00 - 09:15	56.00	3,699.30	-51,790.20	21:00 - 21:15	52.00	6,958.40	-90,459.20
09:15 - 09:30	56.00	3,699.63	-51,794.82	21:15 - 21:30	52.00	6,869.40	-89,302.20
09:30 - 09:45	56.00	4,095.21	-57,332.94	21:30 - 21:45	52.00	7,110.40	-92,435.20
09:45 - 10:00	56.00	4,200.87	-58,812.18	21:45 - 22:00	52.00	7,000.50	-91,006.50
10:00 - 10:15	56.00	3,699.30	-51,790.20	22:00 - 22:15	52.00	6,985.00	-90,805.00
10:15 - 10:30	56.00	3,614.25	-50,599.50	22:15 - 22:30	52.00	6,615.00	-85,995.00
10:30 - 10:45	56.00	3,699.57	-51,793.98	22:30 - 22:45	52.00	7,000.36	-91,004.68
10:45 - 11:00	56.00	3,610.81	-50,551.34	22:45 - 23:00	52.00	6,944.20	-90,274.60
11:00 - 11:15	56.00	3,610.16	-50,542.24	23:00 - 23:15	52.00	4,999.06	-64,987.78
11:15 - 11:30	56.00	3,699.18	-51,788.52	23:15 - 23:30	52.00	4,900.33	-63,704.29
11:30 - 11:45	56.00	3,500.57	-49,007.98	23:30 - 23:45	52.00	4,892.04	-63,596.52
11:45 - 12:00	56.00	3,699.31	-51,790.34	23:45 - 24:00	52.00	4,519.25	-58,750.25
<b>Total Trade (Buy + Sell) MWh</b>					<b>1,270.0000</b>		<b>-5,446,531.57</b>

Authorised Signatory

 Name : Akhilesh Awasthy  
 Designation : Director Market Operations


**DAILY OBLIGATION SUMMARY REPORT**

Trading Date	: 10-Jul-18	Delivery Date	: 11-Jul-18
Entity ID	: E1WB0IPC0000	Entity Name	: IPCL Power Trading Private Limited
Portfolio Code	: E1WB0IPC0002	Portfolio Name	: India_Power_Corporation_Ltd_(Formerly_DPSC_Ltd)

•	Funds Payin(-) / Payout(+)	-6,760,776.29
•	Charges	
	> NLDC Application Fees	-9.54
	> CTU Transmission Charges	-373,076.90
	> NLDC Scheduling & Operating Charges - Buy	-200.00*
	> NLDC Scheduling & Operating Charges - Sell	0.00
	> STU Transmission Charges	-145,520.00
	> Distribution Charges	0.00
	> Any other Charges	0.00
	> SLDC Scheduling and Operating Charges	-1,000.00
	> ALDC Scheduling and Operating Charges	0.00
•	Fees	-36,380.00
	> IGST	-6,548.40
	> SGST	0.00
	> CGST	0.00
	> UTGST	0.00
•	<b>Total</b>	<b>-7,323,511.13</b>

**Remarks :**

- NLDC Application Fee = ₹ 5,000.00 / (No of Successful Portfolios - 524 ).
- Injection CTU Transmission Charges = ₹ 147.20/ MWh.
- Drawal CTU Transmission Charges = ₹ 205.10/ MWh.
- NLDC Scheduling & Operating Charges - Buy = ₹ 1.00 x (Total Traded Buy Qty in MWh)
- NLDC Scheduling & Operating Charges - Sell = ₹ 1.00 x (Total Traded Sell Qty in MWh)
- \* Max Charges applied
- State Transmission/Distribution Charges and Scheduling and Operating Charges are as per the Rate specified in Standing Clearance.
  
- Trade details displayed on the next page Annexure A.





**DAILY OBLIGATION SUMMARY REPORT**
**Daily Trade Report**

Period	Qty in MW	Rate/MWh	Amount in ₹	Period	Qty in MW	Rate/MWh	Amount in ₹
00:00 - 00:15	73.00	3,997.42	-72,952.92	12:00 - 12:15	80.00	3,357.62	-67,152.40
00:15 - 00:30	73.00	3,800.48	-69,358.76	12:15 - 12:30	80.00	3,400.31	-68,006.20
00:30 - 00:45	73.00	3,699.57	-67,517.15	12:30 - 12:45	80.00	3,299.02	-65,980.40
00:45 - 01:00	73.00	3,699.34	-67,512.96	12:45 - 13:00	80.00	3,250.55	-65,011.00
01:00 - 01:15	73.00	3,700.17	-67,528.10	13:00 - 13:15	76.00	3,000.87	-57,016.53
01:15 - 01:30	73.00	3,699.74	-67,520.26	13:15 - 13:30	76.00	3,000.91	-57,017.29
01:30 - 01:45	73.00	3,400.42	-62,057.67	13:30 - 13:45	76.00	3,299.22	-62,685.18
01:45 - 02:00	73.00	3,299.50	-60,215.88	13:45 - 14:00	76.00	3,299.17	-62,684.23
02:00 - 02:15	73.00	3,209.08	-58,565.71	14:00 - 14:15	76.00	3,299.49	-62,690.31
02:15 - 02:30	73.00	3,100.11	-56,577.01	14:15 - 14:30	76.00	3,299.69	-62,694.11
02:30 - 02:45	73.00	3,209.43	-58,572.10	14:30 - 14:45	76.00	3,299.77	-62,695.63
02:45 - 03:00	73.00	3,209.22	-58,568.27	14:45 - 15:00	76.00	3,299.64	-62,693.16
03:00 - 03:15	73.00	3,209.93	-58,581.22	15:00 - 15:15	76.00	3,599.30	-68,386.70
03:15 - 03:30	73.00	3,209.85	-58,579.76	15:15 - 15:30	76.00	3,599.29	-68,386.51
03:30 - 03:45	73.00	3,299.27	-60,211.68	15:30 - 15:45	76.00	3,500.97	-66,518.43
03:45 - 04:00	73.00	3,210.00	-58,582.50	15:45 - 16:00	76.00	3,357.15	-63,785.85
04:00 - 04:15	76.00	3,299.68	-62,693.92	16:00 - 16:15	76.00	2,993.66	-56,879.54
04:15 - 04:30	76.00	3,299.40	-62,688.60	16:15 - 16:30	76.00	2,993.22	-56,871.18
04:30 - 04:45	76.00	3,299.01	-62,681.19	16:30 - 16:45	76.00	2,769.55	-52,621.45
04:45 - 05:00	76.00	3,299.15	-62,683.85	16:45 - 17:00	76.00	2,769.25	-52,615.75
05:00 - 05:15	76.00	2,993.35	-56,873.65	17:00 - 17:15	76.00	2,779.31	-52,806.89
05:15 - 05:30	76.00	2,993.40	-56,874.60	17:15 - 17:30	76.00	2,900.69	-55,113.11
05:30 - 05:45	76.00	2,993.22	-56,871.18	17:30 - 17:45	76.00	2,940.22	-55,864.18
05:45 - 06:00	76.00	3,328.18	-63,235.42	17:45 - 18:00	76.00	3,001.00	-57,019.00
06:00 - 06:15	73.00	3,699.03	-67,507.30	18:00 - 18:15	76.00	2,779.26	-52,805.94
06:15 - 06:30	73.00	3,699.02	-67,507.12	18:15 - 18:30	76.00	3,000.05	-57,000.95
06:30 - 06:45	73.00	3,610.91	-65,899.11	18:30 - 18:45	76.00	3,490.95	-66,328.05
06:45 - 07:00	73.00	3,598.83	-65,678.65	18:45 - 19:00	76.00	3,699.11	-70,283.09
07:00 - 07:15	73.00	3,600.93	-65,716.97	19:00 - 19:15	76.00	3,869.53	-73,521.07
07:15 - 07:30	73.00	3,598.93	-65,680.47	19:15 - 19:30	76.00	4,969.61	-94,422.59
07:30 - 07:45	73.00	3,500.99	-63,893.07	19:30 - 19:45	76.00	5,897.63	-112,054.97
07:45 - 08:00	73.00	3,470.14	-63,330.06	19:45 - 20:00	76.00	7,000.02	-133,000.38
08:00 - 08:15	73.00	3,209.49	-58,573.19	20:00 - 20:15	76.00	7,000.08	-133,001.52
08:15 - 08:30	73.00	3,299.01	-60,206.93	20:15 - 20:30	76.00	7,264.50	-138,025.50
08:30 - 08:45	73.00	3,197.00	-58,345.25	20:30 - 20:45	76.00	7,499.57	-142,491.83
08:45 - 09:00	73.00	3,209.70	-58,577.03	20:45 - 21:00	76.00	5,999.60	-113,992.40
09:00 - 09:15	80.00	3,299.14	-65,982.80	21:00 - 21:15	76.00	5,989.10	-113,792.90
09:15 - 09:30	80.00	3,299.41	-65,988.20	21:15 - 21:30	76.00	4,999.07	-94,982.33
09:30 - 09:45	80.00	3,299.93	-65,998.60	21:30 - 21:45	76.00	5,200.27	-98,805.13
09:45 - 10:00	80.00	3,509.05	-70,181.00	21:45 - 22:00	76.00	4,910.21	-93,293.99
10:00 - 10:15	80.00	3,299.40	-65,988.00	22:00 - 22:15	76.00	4,900.75	-93,114.25
10:15 - 10:30	80.00	3,299.54	-65,990.80	22:15 - 22:30	76.00	4,900.19	-93,103.61
10:30 - 10:45	80.00	3,299.70	-65,994.00	22:30 - 22:45	76.00	4,150.59	-78,861.21
10:45 - 11:00	80.00	3,299.81	-65,996.20	22:45 - 23:00	76.00	4,150.11	-78,852.09
11:00 - 11:15	80.00	3,400.18	-68,003.60	23:00 - 23:15	76.00	4,150.05	-78,850.95
11:15 - 11:30	80.00	3,357.88	-67,157.60	23:15 - 23:30	76.00	4,150.43	-78,858.17
11:30 - 11:45	80.00	3,400.34	-68,006.80	23:30 - 23:45	76.00	4,150.37	-78,857.03
11:45 - 12:00	80.00	3,480.27	-69,605.40	23:45 - 24:00	76.00	3,998.36	-75,968.84
<b>Total Trade (Buy + Sell) MWh</b>					<b>1,819.0000</b>		<b>-6,760,776.29</b>

Authorised Signatory

 Name : Akhilesh Awasthy  
 Designation : Director Market Operations


**DAILY OBLIGATION SUMMARY REPORT**

Trading Date	: 11-Jul-18	Delivery Date	: 12-Jul-18
Entity ID	: E1WB0IPC0000	Entity Name	: IPCL Power Trading Private Limited
Portfolio Code	: E1WB0IPC0002	Portfolio Name	: India_Power_Corporation_Ltd_(Formerly_DPSC_Ltd)

•	Funds Payin(-) / Payout(+)	-7,007,490.40
•	Charges	
	> NLDC Application Fees	-9.24
	> CTU Transmission Charges	-383,947.20
	> NLDC Scheduling & Operating Charges - Buy	-200.00*
	> NLDC Scheduling & Operating Charges - Sell	0.00
	> STU Transmission Charges	-149,760.00
	> Distribution Charges	0.00
	> Any other Charges	0.00
	> SLDC Scheduling and Operating Charges	-1,000.00
	> ALDC Scheduling and Operating Charges	0.00
•	Fees	-37,440.00
	> IGST	-6,739.20
	> SGST	0.00
	> CGST	0.00
	> UTGST	0.00
•	<b>Total</b>	<b>-7,586,586.04</b>

**Remarks :**

- NLDC Application Fee = ₹ 5,000.00 / (No of Successful Portfolios - 541 ).
- Injection CTU Transmission Charges = ₹ 147.20/ MWh.
- Drawal CTU Transmission Charges = ₹ 205.10/ MWh.
- NLDC Scheduling & Operating Charges - Buy = ₹ 1.00 x (Total Traded Buy Qty in MWh)
- NLDC Scheduling & Operating Charges - Sell = ₹ 1.00 x (Total Traded Sell Qty in MWh)
- \* Max Charges applied
- State Transmission/Distribution Charges and Scheduling and Operating Charges are as per the Rate specified in Standing Clearance.
  
- Trade details displayed on the next page Annexure A.



**DAILY OBLIGATION SUMMARY REPORT**
**Daily Trade Report**

Period	Qty In MW	Rate/MWh	Amount in ₹	Period	Qty In MW	Rate/MWh	Amount in ₹
00:00 - 00:15	76.00	4,199.56	-79,791.64	12:00 - 12:15	83.00	3,299.77	-68,470.23
00:15 - 00:30	76.00	4,150.23	-78,854.37	12:15 - 12:30	83.00	3,299.46	-68,463.80
00:30 - 00:45	76.00	3,699.45	-70,289.55	12:30 - 12:45	83.00	3,299.02	-68,454.67
00:45 - 01:00	76.00	3,610.59	-68,601.21	12:45 - 13:00	83.00	3,209.91	-66,605.63
01:00 - 01:15	76.00	3,299.99	-62,699.81	13:00 - 13:15	79.00	3,000.35	-59,256.91
01:15 - 01:30	76.00	3,299.72	-62,694.68	13:15 - 13:30	79.00	3,000.19	-59,253.75
01:30 - 01:45	76.00	3,199.78	-60,795.82	13:30 - 13:45	79.00	2,993.94	-59,130.32
01:45 - 02:00	76.00	3,169.07	-60,212.33	13:45 - 14:00	79.00	2,993.85	-59,128.54
02:00 - 02:15	76.00	3,000.13	-57,002.47	14:00 - 14:15	79.00	2,993.93	-59,130.12
02:15 - 02:30	76.00	2,989.60	-56,802.40	14:15 - 14:30	79.00	3,191.83	-63,038.64
02:30 - 02:45	76.00	2,989.61	-56,802.59	14:30 - 14:45	79.00	3,194.88	-63,098.88
02:45 - 03:00	76.00	2,989.39	-56,798.41	14:45 - 15:00	79.00	3,209.12	-63,380.12
03:00 - 03:15	76.00	2,989.36	-56,797.84	15:00 - 15:15	79.00	3,200.87	-63,217.18
03:15 - 03:30	76.00	2,989.19	-56,794.61	15:15 - 15:30	79.00	3,209.95	-63,396.51
03:30 - 03:45	76.00	2,989.15	-56,793.85	15:30 - 15:45	79.00	3,195.75	-63,116.06
03:45 - 04:00	76.00	2,989.05	-56,791.95	15:45 - 16:00	79.00	3,193.38	-63,069.26
04:00 - 04:15	78.00	2,989.98	-58,304.61	16:00 - 16:15	79.00	3,000.88	-59,267.38
04:15 - 04:30	78.00	2,989.64	-58,297.98	16:15 - 16:30	79.00	3,000.43	-59,258.49
04:30 - 04:45	78.00	2,989.61	-58,297.40	16:30 - 16:45	79.00	2,993.07	-59,113.13
04:45 - 05:00	78.00	2,989.51	-58,295.45	16:45 - 17:00	79.00	2,989.77	-59,047.96
05:00 - 05:15	78.00	2,448.36	-47,743.02	17:00 - 17:15	79.00	3,000.87	-59,267.18
05:15 - 05:30	78.00	2,839.74	-55,374.93	17:15 - 17:30	79.00	3,191.48	-63,031.73
05:30 - 05:45	78.00	2,800.57	-54,611.12	17:30 - 17:45	79.00	3,193.10	-63,063.73
05:45 - 06:00	78.00	2,989.66	-58,298.37	17:45 - 18:00	79.00	3,191.91	-63,040.22
06:00 - 06:15	73.00	3,209.40	-58,571.55	18:00 - 18:15	81.00	2,839.59	-57,501.70
06:15 - 06:30	73.00	3,209.37	-58,571.00	18:15 - 18:30	81.00	3,130.73	-63,397.28
06:30 - 06:45	73.00	3,400.13	-62,052.37	18:30 - 18:45	81.00	3,469.53	-70,257.98
06:45 - 07:00	73.00	3,300.82	-60,239.97	18:45 - 19:00	81.00	3,610.94	-73,121.54
07:00 - 07:15	73.00	3,386.25	-61,799.06	19:00 - 19:15	81.00	3,817.30	-77,300.33
07:15 - 07:30	73.00	3,400.85	-62,065.51	19:15 - 19:30	81.00	4,693.12	-95,035.68
07:30 - 07:45	73.00	3,339.50	-60,945.88	19:30 - 19:45	81.00	5,087.59	-103,023.70
07:45 - 08:00	73.00	3,400.44	-62,058.03	19:45 - 20:00	81.00	6,850.99	-138,732.55
08:00 - 08:15	73.00	3,209.77	-58,578.30	20:00 - 20:15	76.00	6,972.54	-132,478.26
08:15 - 08:30	73.00	3,299.10	-60,208.58	20:15 - 20:30	76.00	7,698.28	-146,267.32
08:30 - 08:45	73.00	3,299.89	-60,222.99	20:30 - 20:45	76.00	7,599.46	-144,389.74
08:45 - 09:00	73.00	3,299.47	-60,215.33	20:45 - 21:00	76.00	7,366.74	-139,968.06
09:00 - 09:15	83.00	3,299.21	-68,458.61	21:00 - 21:15	76.00	6,918.90	-131,459.10
09:15 - 09:30	83.00	3,299.35	-68,461.51	21:15 - 21:30	76.00	6,850.79	-130,165.01
09:30 - 09:45	83.00	3,299.84	-68,471.68	21:30 - 21:45	76.00	6,961.59	-132,270.21
09:45 - 10:00	83.00	3,299.35	-68,461.51	21:45 - 22:00	76.00	6,850.74	-130,164.06
10:00 - 10:15	83.00	3,299.26	-68,459.65	22:00 - 22:15	76.00	7,150.08	-135,851.52
10:15 - 10:30	83.00	3,299.42	-68,462.97	22:15 - 22:30	76.00	5,999.80	-113,996.20
10:30 - 10:45	83.00	3,299.47	-68,464.00	22:30 - 22:45	76.00	4,833.56	-91,837.64
10:45 - 11:00	83.00	3,299.47	-68,464.00	22:45 - 23:00	76.00	4,199.96	-79,799.24
11:00 - 11:15	83.00	3,299.66	-68,467.95	23:00 - 23:15	76.00	4,835.26	-91,869.94
11:15 - 11:30	83.00	3,299.79	-68,470.64	23:15 - 23:30	76.00	4,200.11	-79,802.09
11:30 - 11:45	83.00	3,299.71	-68,468.98	23:30 - 23:45	76.00	4,199.25	-79,785.75
11:45 - 12:00	83.00	3,299.79	-68,470.64	23:45 - 24:00	76.00	4,150.42	-78,857.98
<b>Total Trade (Buy + Sell) MWh</b>					<b>1,872.0000</b>		<b>-7,007,490.40</b>

Authorised Signatory

 Name : Akhilesh Awasthy  
 Designation : Director Market Operations


**DAILY OBLIGATION SUMMARY REPORT**

Trading Date	: 12-Jul-18	Delivery Date	: 13-Jul-18
Entity ID	: E1WB0IPC0000	Entity Name	: IPCL Power Trading Private Limited
Portfolio Code	: E1WB0IPC0002	Portfolio Name	: India_Power_Corporation_Ltd_(Formerly_DPSC_Ltd)

•	Funds Payin(-) / Payout(+)	-7,238,682.55
•	Charges	
	> NLDC Application Fees	-9.19
	> CTU Transmission Charges	-373,897.30
	> NLDC Scheduling & Operating Charges - Buy	-200.00*
	> NLDC Scheduling & Operating Charges - Sell	0.00
	> STU Transmission Charges	-145,840.00
	> Distribution Charges	0.00
	> Any other Charges	0.00
	> SLDC Scheduling and Operating Charges	-1,000.00
	> ALDC Scheduling and Operating Charges	0.00
•	Fees	-36,460.00
	> IGST	-6,562.80
	> SGST	0.00
	> CGST	0.00
	> UTGST	0.00
•	<b>Total</b>	<b>-7,802,651.84</b>

**Remarks :**

- NLDC Application Fee = ₹ 5,000.00 / (No of Successful Portfolios - 544 ).
- Injection CTU Transmission Charges = ₹ 147.20/ MWh.
- Drawal CTU Transmission Charges = ₹ 205.10/ MWh.
- NLDC Scheduling & Operating Charges - Buy = ₹ 1.00 x (Total Traded Buy Qty in MWh)
- NLDC Scheduling & Operating Charges - Sell = ₹ 1.00 x (Total Traded Sell Qty in MWh)
- \* Max Charges applied
- State Transmission/Distribution Charges and Scheduling and Operating Charges are as per the Rate specified in Standing Clearance.

- Trade details displayed on the next page Annexure A.



**DAILY OBLIGATION SUMMARY REPORT**
**Daily Trade Report**

Period	Qty in MW	Rate/MWh	Amount in ₹	Period	Qty in MW	Rate/MWh	Amount in ₹
00:00 - 00:15	76.00	4,200.66	-79,812.54	12:00 - 12:15	80.00	3,299.93	-65,998.60
00:15 - 00:30	76.00	4,005.37	-76,102.03	12:15 - 12:30	80.00	3,299.84	-65,996.80
00:30 - 00:45	76.00	3,859.77	-73,335.63	12:30 - 12:45	80.00	3,299.54	-65,990.80
00:45 - 01:00	76.00	3,610.81	-68,605.39	12:45 - 13:00	80.00	3,299.54	-65,990.80
01:00 - 01:15	76.00	3,641.54	-69,189.26	13:00 - 13:15	76.00	3,286.68	-62,446.92
01:15 - 01:30	76.00	3,630.43	-68,978.17	13:15 - 13:30	76.00	3,299.15	-62,683.85
01:30 - 01:45	76.00	3,299.76	-62,695.44	13:30 - 13:45	76.00	3,209.02	-60,971.38
01:45 - 02:00	76.00	3,299.50	-62,690.50	13:45 - 14:00	76.00	3,209.43	-60,979.17
02:00 - 02:15	76.00	3,200.67	-60,812.73	14:00 - 14:15	76.00	3,250.42	-61,757.98
02:15 - 02:30	76.00	3,194.87	-60,702.53	14:15 - 14:30	76.00	3,299.16	-62,684.04
02:30 - 02:45	76.00	3,192.73	-60,661.87	14:30 - 14:45	76.00	3,299.33	-62,687.27
02:45 - 03:00	76.00	3,010.91	-57,207.29	14:45 - 15:00	76.00	3,299.61	-62,692.59
03:00 - 03:15	76.00	2,749.75	-52,245.25	15:00 - 15:15	76.00	3,599.35	-68,387.65
03:15 - 03:30	76.00	2,700.03	-51,300.57	15:15 - 15:30	76.00	3,599.27	-68,386.13
03:30 - 03:45	76.00	2,535.22	-48,169.18	15:30 - 15:45	76.00	3,599.13	-68,383.47
03:45 - 04:00	76.00	2,460.72	-46,753.68	15:45 - 16:00	76.00	3,357.35	-63,789.65
04:00 - 04:15	78.00	2,739.06	-53,411.67	16:00 - 16:15	76.00	3,250.74	-61,764.06
04:15 - 04:30	78.00	2,749.67	-53,618.57	16:15 - 16:30	76.00	3,250.78	-61,764.82
04:30 - 04:45	78.00	3,000.80	-58,515.60	16:30 - 16:45	76.00	3,196.81	-60,739.39
04:45 - 05:00	78.00	2,989.59	-58,297.01	16:45 - 17:00	76.00	3,195.84	-60,720.96
05:00 - 05:15	78.00	3,110.67	-60,658.07	17:00 - 17:15	76.00	3,009.35	-57,177.65
05:15 - 05:30	78.00	2,889.29	-56,341.16	17:15 - 17:30	76.00	3,009.53	-57,181.07
05:30 - 05:45	78.00	3,100.71	-60,463.85	17:30 - 17:45	76.00	3,009.16	-57,174.04
05:45 - 06:00	78.00	2,869.85	-55,962.08	17:45 - 18:00	76.00	2,989.69	-56,804.11
06:00 - 06:15	73.00	3,009.03	-54,914.80	18:00 - 18:15	76.00	3,009.30	-57,176.70
06:15 - 06:30	73.00	3,169.25	-57,838.81	18:15 - 18:30	76.00	3,196.35	-60,730.65
06:30 - 06:45	73.00	3,509.93	-64,056.22	18:30 - 18:45	76.00	3,733.16	-70,930.04
06:45 - 07:00	73.00	3,509.27	-64,044.18	18:45 - 19:00	76.00	4,312.15	-81,930.85
07:00 - 07:15	73.00	3,509.92	-64,056.04	19:00 - 19:15	76.00	4,900.71	-93,113.49
07:15 - 07:30	73.00	3,578.19	-65,301.97	19:15 - 19:30	76.00	5,999.66	-113,993.54
07:30 - 07:45	73.00	3,500.08	-63,876.46	19:30 - 19:45	76.00	6,900.52	-131,109.88
07:45 - 08:00	73.00	3,500.25	-63,879.56	19:45 - 20:00	76.00	7,866.67	-149,466.73
08:00 - 08:15	73.00	3,462.05	-63,182.41	20:00 - 20:15	73.00	7,342.28	-133,996.61
08:15 - 08:30	73.00	3,300.34	-60,231.21	20:15 - 20:30	73.00	7,975.66	-145,555.80
08:30 - 08:45	73.00	3,501.03	-63,893.80	20:30 - 20:45	73.00	8,000.43	-146,007.85
08:45 - 09:00	73.00	3,578.65	-65,310.36	20:45 - 21:00	73.00	7,809.05	-142,515.16
09:00 - 09:15	80.00	3,400.52	-68,010.40	21:00 - 21:15	73.00	7,365.76	-134,425.12
09:15 - 09:30	80.00	3,462.82	-69,256.40	21:15 - 21:30	73.00	7,389.87	-134,865.13
09:30 - 09:45	80.00	3,610.70	-72,214.00	21:30 - 21:45	73.00	7,487.97	-136,655.45
09:45 - 10:00	80.00	3,795.53	-75,910.60	21:45 - 22:00	73.00	7,468.02	-136,291.37
10:00 - 10:15	80.00	3,578.42	-71,568.40	22:00 - 22:15	73.00	7,851.25	-143,285.31
10:15 - 10:30	80.00	3,490.27	-69,805.40	22:15 - 22:30	73.00	7,000.55	-127,760.04
10:30 - 10:45	80.00	3,334.76	-66,695.20	22:30 - 22:45	73.00	5,900.67	-107,687.23
10:45 - 11:00	80.00	3,299.90	-65,998.00	22:45 - 23:00	73.00	5,900.40	-107,682.30
11:00 - 11:15	80.00	3,489.00	-69,780.00	23:00 - 23:15	73.00	4,999.59	-91,242.52
11:15 - 11:30	80.00	3,492.05	-69,841.00	23:15 - 23:30	73.00	4,900.60	-89,435.95
11:30 - 11:45	80.00	3,370.58	-67,411.60	23:30 - 23:45	73.00	4,541.25	-82,877.81
11:45 - 12:00	80.00	3,299.93	-65,998.60	23:45 - 24:00	73.00	4,229.50	-77,188.38
<b>Total Trade (Buy + Sell) MWh</b>					<b>1,823.0000</b>		<b>-7,238,682.55</b>



Authorised Signatory

 Name : Akhilesh Awasthy  
 Designation : Director Market Operations

**DAILY OBLIGATION SUMMARY REPORT**

Trading Date	: 13-Jul-18	Delivery Date	: 14-Jul-18
Entity ID	: E1WB0IPC0000	Entity Name	: IPCL Power Trading Private Limited
Portfolio Code	: E1WB0IPC0002	Portfolio Name	: India_Power_Corporation_Ltd_(Formerly_DPSC_Ltd)

•	Funds Payin(-) / Payout(+)	-7,207,473.55
•	Charges	
	> NLDC Application Fees	-9.24
	> CTU Transmission Charges	-370,205.50
	> NLDC Scheduling & Operating Charges - Buy	-200.00*
	> NLDC Scheduling & Operating Charges - Sell	0.00
	> STU Transmission Charges	-144,400.00
	> Distribution Charges	0.00
	> Any other Charges	0.00
	> SLDC Scheduling and Operating Charges	-1,000.00
	> ALDC Scheduling and Operating Charges	0.00
•	Fees	-36,100.00
	> IGST	-6,498.00
	> SGST	0.00
	> CGST	0.00
	> UTGST	0.00
•	<b>Total</b>	<b>-7,765,886.29</b>

## Remarks :

- NLDC Application Fee = ₹ 5,000.00 / (No of Successful Portfolios - 541 ).
- Injection CTU Transmission Charges = ₹ 147.20/ MWh.
- Drawal CTU Transmission Charges = ₹ 205.10/ MWh.
- NLDC Scheduling & Operating Charges - Buy = ₹ 1.00 x (Total Traded Buy Qty in MWh)
- NLDC Scheduling & Operating Charges - Sell = ₹ 1.00 x (Total Traded Sell Qty in MWh)
- \* Max Charges applied
- State Transmission/Distribution Charges and Scheduling and Operating Charges are as per the Rate specified in Standing Clearance.

- Trade details displayed on the next page Annexure A.



**DAILY OBLIGATION SUMMARY REPORT**
**Daily Trade Report**

Period	Qty in MW	Rate/MWh	Amount in ₹	Period	Qty in MW	Rate/MWh	Amount in ₹
00:00 - 00:15	76.00	4,400.99	-83,618.81	12:00 - 12:15	73.00	3,300.80	-60,239.60
00:15 - 00:30	76.00	4,187.86	-79,569.34	12:15 - 12:30	73.00	3,299.76	-60,220.62
00:30 - 00:45	76.00	4,017.74	-76,337.06	12:30 - 12:45	73.00	3,200.96	-58,417.52
00:45 - 01:00	76.00	3,730.75	-70,884.25	12:45 - 13:00	73.00	3,199.93	-58,398.72
01:00 - 01:15	76.00	3,400.63	-64,611.97	13:00 - 13:15	76.00	3,099.74	-58,895.06
01:15 - 01:30	76.00	3,400.01	-64,600.19	13:15 - 13:30	76.00	3,099.74	-58,895.06
01:30 - 01:45	76.00	3,299.02	-62,681.38	13:30 - 13:45	76.00	3,195.39	-60,712.41
01:45 - 02:00	76.00	3,169.03	-60,211.57	13:45 - 14:00	76.00	3,204.96	-60,894.24
02:00 - 02:15	76.00	2,972.75	-56,482.25	14:00 - 14:15	76.00	3,209.03	-60,971.57
02:15 - 02:30	76.00	2,700.05	-51,300.95	14:15 - 14:30	76.00	3,274.45	-62,214.55
02:30 - 02:45	76.00	2,500.77	-47,514.63	14:30 - 14:45	76.00	3,299.11	-62,683.09
02:45 - 03:00	76.00	2,409.75	-45,785.25	14:45 - 15:00	76.00	3,299.32	-62,687.08
03:00 - 03:15	76.00	2,969.75	-56,425.25	15:00 - 15:15	76.00	3,578.43	-67,990.17
03:15 - 03:30	76.00	2,849.57	-54,141.83	15:15 - 15:30	76.00	3,350.32	-63,656.08
03:30 - 03:45	76.00	2,989.36	-56,797.84	15:30 - 15:45	76.00	3,209.01	-60,971.19
03:45 - 04:00	76.00	2,800.44	-53,208.36	15:45 - 16:00	76.00	3,099.38	-58,888.22
04:00 - 04:15	78.00	2,680.84	-52,276.38	16:00 - 16:15	76.00	3,069.83	-58,326.77
04:15 - 04:30	78.00	2,680.59	-52,271.51	16:15 - 16:30	76.00	2,993.34	-56,873.46
04:30 - 04:45	78.00	2,700.64	-52,662.48	16:30 - 16:45	76.00	2,993.63	-56,878.97
04:45 - 05:00	78.00	2,680.93	-52,278.14	16:45 - 17:00	76.00	2,989.87	-56,807.53
05:00 - 05:15	78.00	2,989.14	-58,288.23	17:00 - 17:15	76.00	3,192.58	-60,659.02
05:15 - 05:30	78.00	2,969.60	-57,907.20	17:15 - 17:30	76.00	3,191.77	-60,643.63
05:30 - 05:45	78.00	2,989.54	-58,296.03	17:30 - 17:45	76.00	3,169.18	-60,214.42
05:45 - 06:00	78.00	2,989.32	-58,291.74	17:45 - 18:00	76.00	3,209.19	-60,974.61
06:00 - 06:15	73.00	3,169.22	-57,838.27	18:00 - 18:15	76.00	3,099.96	-58,899.24
06:15 - 06:30	73.00	3,169.81	-57,849.03	18:15 - 18:30	76.00	3,209.00	-60,971.00
06:30 - 06:45	73.00	3,699.65	-67,518.61	18:30 - 18:45	76.00	3,949.56	-75,041.64
06:45 - 07:00	73.00	3,699.14	-67,509.31	18:45 - 19:00	76.00	5,200.53	-98,810.07
07:00 - 07:15	73.00	3,578.84	-65,313.83	19:00 - 19:15	76.00	4,999.37	-94,988.03
07:15 - 07:30	73.00	3,610.50	-65,891.63	19:15 - 19:30	76.00	6,999.11	-132,983.09
07:30 - 07:45	73.00	3,500.68	-63,887.41	19:30 - 19:45	76.00	8,000.10	-152,001.90
07:45 - 08:00	73.00	3,500.65	-63,886.86	19:45 - 20:00	76.00	8,500.32	-161,506.08
08:00 - 08:15	73.00	3,299.38	-60,213.69	20:00 - 20:15	73.00	8,500.42	-155,132.67
08:15 - 08:30	73.00	3,299.61	-60,217.88	20:15 - 20:30	73.00	8,979.84	-163,882.08
08:30 - 08:45	73.00	3,299.19	-60,210.22	20:30 - 20:45	73.00	8,500.95	-155,142.34
08:45 - 09:00	73.00	3,299.75	-60,220.44	20:45 - 21:00	73.00	8,500.39	-155,132.12
09:00 - 09:15	83.00	3,299.79	-68,470.64	21:00 - 21:15	73.00	7,718.50	-140,862.63
09:15 - 09:30	83.00	3,299.94	-68,473.76	21:15 - 21:30	73.00	7,571.50	-138,179.88
09:30 - 09:45	83.00	3,400.83	-70,567.22	21:30 - 21:45	73.00	7,611.50	-138,909.88
09:45 - 10:00	83.00	3,509.89	-72,830.22	21:45 - 22:00	73.00	7,443.50	-135,843.88
10:00 - 10:15	73.00	3,299.48	-60,215.51	22:00 - 22:15	73.00	7,510.08	-137,058.96
10:15 - 10:30	73.00	3,299.46	-60,215.15	22:15 - 22:30	73.00	7,000.56	-127,760.22
10:30 - 10:45	73.00	3,299.53	-60,216.42	22:30 - 22:45	73.00	5,999.38	-109,488.69
10:45 - 11:00	73.00	3,299.56	-60,216.97	22:45 - 23:00	73.00	4,999.97	-91,249.45
11:00 - 11:15	73.00	3,299.93	-60,223.72	23:00 - 23:15	73.00	4,889.86	-89,239.95
11:15 - 11:30	73.00	3,299.99	-60,224.82	23:15 - 23:30	73.00	4,807.64	-87,739.43
11:30 - 11:45	73.00	3,505.04	-63,966.98	23:30 - 23:45	73.00	4,175.00	-76,193.75
11:45 - 12:00	73.00	3,505.05	-63,967.16	23:45 - 24:00	73.00	4,150.94	-75,754.66
<b>Total Trade (Buy + Sell) MWh</b>					<b>1,805.0000</b>		<b>-7,207,473.55</b>



Authorised Signatory

 Name : Akhilesh Awasthy  
 Designation : Director Market Operations

**DAILY OBLIGATION SUMMARY REPORT**

REPORT - I

 Trading Date : 14-Jul-18  
 Entity ID : E1WB0IPC0000  
 Portfolio Code : E1WB0IPC0002

 Delivery Date : 15-Jul-18  
 Entity Name : IPCL Power Trading Private Limited  
 Portfolio Name : India\_Power\_Corporation\_Ltd\_(Formerly\_DPSC\_Ltd)

•	Funds Payin(-) / Payout(+)	
•	Charges	-6,666,772.21
	> NLDC Application Fees	
	> CTU Transmission Charges	-9.43
	> NLDC Scheduling & Operating Charges - Buy	-380,255.40
	> NLDC Scheduling & Operating Charges - Sell	-200.00*
	> STU Transmission Charges	0.00
	> Distribution Charges	-148,320.00
	> Any other Charges	0.00
	> SLDC Scheduling and Operating Charges	0.00
	> ALDC Scheduling and Operating Charges	-1,000.00
		0.00
•	Fees	-37,080.00
	> IGST	-6,674.40
	> SGST	0.00
	> CGST	0.00
	> UTGST	0.00
•	<b>Total</b>	<b>-7,240,311.44</b>

**Remarks :**

- NLDC Application Fee = ₹ 5,000.00 / (No of Successful Portfolios - 530 ).
- Injection CTU Transmission Charges = ₹ 147.20/ MWh.
- Drawal CTU Transmission Charges = ₹ 205.10/ MWh.
- NLDC Scheduling & Operating Charges - Buy = ₹ 1.00 x (Total Traded Buy Qty in MWh)
- NLDC Scheduling & Operating Charges - Sell = ₹ 1.00 x (Total Traded Sell Qty in MWh)
- \* Max Charges applied
- State Transmission/Distribution Charges and Scheduling and Operating Charges are as per the Rate specified in Standing Clearance.

- Trade details displayed on the next page Annexure A.





**DAILY OBLIGATION SUMMARY REPORT**
**Daily Trade Report**

Period	Qty in MW	Rate/MWh	Amount in ₹	Period	Qty in MW	Rate/MWh	Amount in ₹
00:00 - 00:15	75.00	4,150.04	-77,813.25	12:00 - 12:15	81.00	3,000.46	-60,759.32
00:15 - 00:30	75.00	3,578.50	-67,096.88	12:15 - 12:30	81.00	3,099.16	-62,757.99
00:30 - 00:45	75.00	3,299.75	-61,870.31	12:30 - 12:45	81.00	2,993.81	-60,624.65
00:45 - 01:00	75.00	3,299.61	-61,867.69	12:45 - 13:00	81.00	2,993.84	-60,625.26
01:00 - 01:15	75.00	3,191.80	-59,846.25	13:00 - 13:15	77.00	2,993.30	-57,621.03
01:15 - 01:30	75.00	2,993.74	-56,132.63	13:15 - 13:30	77.00	2,993.07	-57,616.60
01:30 - 01:45	75.00	2,989.98	-56,062.13	13:30 - 13:45	77.00	2,993.49	-57,624.68
01:45 - 02:00	75.00	2,989.59	-56,054.81	13:45 - 14:00	77.00	3,099.29	-59,661.33
02:00 - 02:15	75.00	2,849.23	-53,423.06	14:00 - 14:15	77.00	3,099.02	-59,656.14
02:15 - 02:30	75.00	2,989.31	-56,049.56	14:15 - 14:30	77.00	3,191.16	-61,429.83
02:30 - 02:45	75.00	2,680.16	-50,253.00	14:30 - 14:45	77.00	2,993.17	-57,618.52
02:45 - 03:00	75.00	2,600.02	-48,750.38	14:45 - 15:00	77.00	2,993.40	-57,622.95
03:00 - 03:15	75.00	2,849.10	-53,420.63	15:00 - 15:15	77.00	2,993.61	-57,626.99
03:15 - 03:30	75.00	2,849.36	-53,425.50	15:15 - 15:30	77.00	2,993.46	-57,624.11
03:30 - 03:45	75.00	2,849.66	-53,431.13	15:30 - 15:45	77.00	2,989.98	-57,557.12
03:45 - 04:00	75.00	2,849.33	-53,424.94	15:45 - 16:00	77.00	2,989.20	-57,542.10
04:00 - 04:15	77.00	2,993.50	-57,624.88	16:00 - 16:15	77.00	2,993.29	-57,620.83
04:15 - 04:30	77.00	2,993.87	-57,632.00	16:15 - 16:30	77.00	2,993.54	-57,625.65
04:30 - 04:45	77.00	3,005.50	-57,855.88	16:30 - 16:45	77.00	2,989.25	-57,543.06
04:45 - 05:00	77.00	2,994.00	-57,634.50	16:45 - 17:00	77.00	2,879.21	-55,424.79
05:00 - 05:15	77.00	2,993.24	-57,619.87	17:00 - 17:15	79.00	3,020.95	-59,663.76
05:15 - 05:30	77.00	2,500.73	-48,139.05	17:15 - 17:30	79.00	2,989.43	-59,041.24
05:30 - 05:45	77.00	2,948.84	-56,765.17	17:30 - 17:45	79.00	2,989.16	-59,035.91
05:45 - 06:00	77.00	2,702.84	-52,029.67	17:45 - 18:00	79.00	2,960.53	-58,470.47
06:00 - 06:15	77.00	3,079.67	-59,283.65	18:00 - 18:15	79.00	2,869.72	-56,676.97
06:15 - 06:30	77.00	3,350.33	-64,493.85	18:15 - 18:30	79.00	3,196.04	-63,121.79
06:30 - 06:45	77.00	3,400.35	-65,456.74	18:30 - 18:45	79.00	3,950.44	-78,021.19
06:45 - 07:00	77.00	3,369.32	-64,859.41	18:45 - 19:00	79.00	4,900.08	-96,776.58
07:00 - 07:15	77.00	3,370.00	-64,872.50	19:00 - 19:15	79.00	4,500.32	-88,881.32
07:15 - 07:30	77.00	3,400.02	-65,450.39	19:15 - 19:30	79.00	4,999.75	-98,745.06
07:30 - 07:45	77.00	3,209.97	-61,791.92	19:30 - 19:45	79.00	5,420.55	-107,055.86
07:45 - 08:00	77.00	3,169.52	-61,013.26	19:45 - 20:00	79.00	7,000.43	-138,258.49
08:00 - 08:15	77.00	2,993.77	-57,630.07	20:00 - 20:15	75.00	7,000.02	-131,250.38
08:15 - 08:30	77.00	3,169.89	-61,020.38	20:15 - 20:30	75.00	7,000.77	-131,264.44
08:30 - 08:45	77.00	3,193.98	-61,484.12	20:30 - 20:45	75.00	7,000.73	-131,263.69
08:45 - 09:00	77.00	3,197.14	-61,544.95	20:45 - 21:00	75.00	7,000.20	-131,253.75
09:00 - 09:15	81.00	3,199.67	-64,793.32	21:00 - 21:15	75.00	5,999.01	-112,481.44
09:15 - 09:30	81.00	3,197.82	-64,755.86	21:15 - 21:30	75.00	5,775.00	-108,281.25
09:30 - 09:45	81.00	3,231.71	-65,442.13	21:30 - 21:45	75.00	5,651.50	-105,965.63
09:45 - 10:00	81.00	3,299.16	-66,807.99	21:45 - 22:00	75.00	5,249.98	-98,437.13
10:00 - 10:15	81.00	3,100.06	-62,776.22	22:00 - 22:15	75.00	5,999.23	-112,485.56
10:15 - 10:30	81.00	3,191.92	-64,636.38	22:15 - 22:30	75.00	5,249.62	-98,430.38
10:30 - 10:45	81.00	3,193.54	-64,669.19	22:30 - 22:45	75.00	4,868.43	-91,283.06
10:45 - 11:00	81.00	3,196.72	-64,733.58	22:45 - 23:00	75.00	4,842.76	-90,801.75
11:00 - 11:15	81.00	3,079.98	-62,369.60	23:00 - 23:15	75.00	4,150.37	-77,819.44
11:15 - 11:30	81.00	3,197.63	-64,752.01	23:15 - 23:30	75.00	3,996.62	-74,936.63
11:30 - 11:45	81.00	3,192.06	-64,639.22	23:30 - 23:45	75.00	3,957.02	-74,194.13
11:45 - 12:00	81.00	3,192.44	-64,646.91	23:45 - 24:00	75.00	3,869.08	-72,545.25
<b>Total Trade (Buy + Sell) MWh</b>					<b>1,854.0000</b>		<b>-6,666,772.21</b>

Authorised Signatory

 Name : Akhilesh Awasthy  
 Designation : Director Market Operations


**DAILY OBLIGATION SUMMARY REPORT**

Trading Date	: 15-Jul-18	Delivery Date	: 16-Jul-18
Entity ID	: E1WB0IPC0000	Entity Name	: IPCL Power Trading Private Limited
Portfolio Code	: E1WB0IPC0002	Portfolio Name	: India_Power_Corporation_Ltd_(Formerly_DPSC_Ltd)

•	Funds Payin(-) / Payout(+)	-7,008,578.87
•	Charges	
	> NLDC Application Fees	-9.28
	> CTU Transmission Charges	-373,897.30
	> NLDC Scheduling & Operating Charges - Buy	-200.00*
	> NLDC Scheduling & Operating Charges - Sell	0.00
	> STU Transmission Charges	-145,840.00
	> Distribution Charges	0.00
	> Any other Charges	0.00
	> SLDC Scheduling and Operating Charges	-1,000.00
	> ALDC Scheduling and Operating Charges	0.00
•	Fees	-36,460.00
	> IGST	-6,562.80
	> SGST	0.00
	> CGST	0.00
	> UTGST	0.00
•	Total	-7,572,548.25

**Remarks :**

- NLDC Application Fee = ₹ 5,000.00 / (No of Successful Portfolios - 539 ).
- Injection CTU Transmission Charges = ₹ 147.20/ MWh.
- Drawal CTU Transmission Charges = ₹ 205.10/ MWh.
- NLDC Scheduling & Operating Charges - Buy = ₹ 1.00 x (Total Traded Buy Qty in MWh)
- NLDC Scheduling & Operating Charges - Sell = ₹ 1.00 x (Total Traded Sell Qty in MWh)
- \* Max Charges applied
- State Transmission/Distribution Charges and Scheduling and Operating Charges are as per the Rate specified in Standing Clearance.
- Trade details displayed on the next page Annexure A.



**DAILY OBLIGATION SUMMARY REPORT**
**Daily Trade Report**

Period	Qty in MW	Rate/MWh	Amount in ₹	Period	Qty in MW	Rate/MWh	Amount in ₹
00:00 - 00:15	76.00	3,350.49	-63,659.31	12:00 - 12:15	80.00	3,209.50	-64,190.00
00:15 - 00:30	76.00	3,299.60	-62,692.40	12:15 - 12:30	80.00	3,209.39	-64,187.80
00:30 - 00:45	76.00	3,299.33	-62,687.27	12:30 - 12:45	80.00	2,995.86	-59,917.20
00:45 - 01:00	76.00	3,299.06	-62,682.14	12:45 - 13:00	80.00	2,995.78	-59,915.60
01:00 - 01:15	76.00	3,146.67	-59,786.73	13:00 - 13:15	76.00	2,960.98	-56,258.62
01:15 - 01:30	76.00	2,995.63	-56,916.97	13:15 - 13:30	76.00	2,989.23	-56,795.37
01:30 - 01:45	76.00	2,989.97	-56,809.43	13:30 - 13:45	76.00	2,989.84	-56,806.96
01:45 - 02:00	76.00	2,989.30	-56,796.70	13:45 - 14:00	76.00	2,995.72	-56,918.68
02:00 - 02:15	76.00	2,550.19	-48,453.61	14:00 - 14:15	76.00	2,995.79	-56,920.01
02:15 - 02:30	76.00	2,681.61	-50,950.59	14:15 - 14:30	76.00	3,192.87	-60,664.53
02:30 - 02:45	76.00	2,650.79	-50,365.01	14:30 - 14:45	76.00	3,199.60	-60,792.40
02:45 - 03:00	76.00	2,681.32	-50,945.08	14:45 - 15:00	76.00	3,299.11	-62,683.09
03:00 - 03:15	76.00	2,681.52	-50,948.88	15:00 - 15:15	76.00	3,209.59	-60,982.21
03:15 - 03:30	76.00	2,702.01	-51,338.19	15:15 - 15:30	76.00	3,196.75	-60,738.25
03:30 - 03:45	76.00	2,681.36	-50,945.84	15:30 - 15:45	76.00	3,191.14	-60,631.66
03:45 - 04:00	76.00	2,681.04	-50,939.76	15:45 - 16:00	76.00	3,193.49	-60,676.31
04:00 - 04:15	78.00	2,409.98	-46,994.61	16:00 - 16:15	76.00	3,400.11	-64,602.09
04:15 - 04:30	78.00	2,409.88	-46,992.66	16:15 - 16:30	76.00	3,350.72	-63,663.68
04:30 - 04:45	78.00	2,418.86	-47,167.77	16:30 - 16:45	76.00	3,599.09	-68,382.71
04:45 - 05:00	78.00	2,409.98	-46,994.61	16:45 - 17:00	76.00	3,350.88	-63,666.72
05:00 - 05:15	78.00	2,409.92	-46,993.44	17:00 - 17:15	76.00	3,501.81	-66,534.39
05:15 - 05:30	78.00	2,409.54	-46,986.03	17:15 - 17:30	76.00	3,400.66	-64,612.54
05:30 - 05:45	78.00	2,409.26	-46,980.57	17:30 - 17:45	76.00	3,236.79	-61,499.01
05:45 - 06:00	78.00	2,319.76	-45,235.32	17:45 - 18:00	76.00	3,209.04	-60,971.76
06:00 - 06:15	73.00	2,900.85	-52,940.51	18:00 - 18:15	76.00	3,350.51	-63,659.69
06:15 - 06:30	73.00	2,448.98	-44,693.89	18:15 - 18:30	76.00	3,929.20	-74,654.80
06:30 - 06:45	73.00	3,209.37	-58,571.00	18:30 - 18:45	76.00	4,500.80	-85,515.20
06:45 - 07:00	73.00	2,989.66	-54,561.30	18:45 - 19:00	76.00	5,119.18	-97,264.42
07:00 - 07:15	73.00	2,989.76	-54,563.12	19:00 - 19:15	76.00	5,350.50	-101,659.50
07:15 - 07:30	73.00	3,000.79	-54,764.42	19:15 - 19:30	76.00	8,000.45	-152,008.55
07:30 - 07:45	73.00	2,989.53	-54,558.92	19:30 - 19:45	76.00	8,500.89	-161,516.91
07:45 - 08:00	73.00	2,989.92	-54,566.04	19:45 - 20:00	76.00	8,500.81	-161,515.39
08:00 - 08:15	73.00	2,989.01	-54,549.43	20:00 - 20:15	73.00	8,500.86	-155,140.70
08:15 - 08:30	73.00	3,197.38	-58,352.19	20:15 - 20:30	73.00	9,500.06	-173,376.10
08:30 - 08:45	73.00	3,198.12	-58,365.69	20:30 - 20:45	73.00	8,500.99	-155,143.07
08:45 - 09:00	73.00	3,209.10	-58,566.08	20:45 - 21:00	73.00	8,500.95	-155,142.34
09:00 - 09:15	80.00	3,299.45	-65,989.00	21:00 - 21:15	73.00	8,000.88	-146,016.06
09:15 - 09:30	80.00	3,299.79	-65,995.80	21:15 - 21:30	73.00	7,510.72	-137,070.64
09:30 - 09:45	80.00	3,392.32	-67,846.40	21:30 - 21:45	73.00	8,500.26	-155,129.75
09:45 - 10:00	80.00	3,578.42	-71,568.40	21:45 - 22:00	73.00	7,318.25	-133,558.06
10:00 - 10:15	80.00	3,299.29	-65,985.80	22:00 - 22:15	73.00	7,000.31	-127,755.66
10:15 - 10:30	80.00	3,299.41	-65,988.20	22:15 - 22:30	73.00	6,600.80	-120,464.60
10:30 - 10:45	80.00	3,299.43	-65,988.60	22:30 - 22:45	73.00	4,999.46	-91,240.15
10:45 - 11:00	80.00	3,299.58	-65,991.60	22:45 - 23:00	73.00	4,999.07	-91,233.03
11:00 - 11:15	80.00	3,299.68	-65,993.60	23:00 - 23:15	73.00	4,150.13	-75,739.87
11:15 - 11:30	80.00	3,299.76	-65,995.20	23:15 - 23:30	73.00	3,800.17	-69,353.10
11:30 - 11:45	80.00	3,299.56	-65,991.20	23:30 - 23:45	73.00	3,610.21	-65,886.33
11:45 - 12:00	80.00	3,299.57	-65,991.40	23:45 - 24:00	73.00	3,610.01	-65,882.68
<b>Total Trade (Buy + Sell) MWh</b>					<b>1,823.0000</b>	<b>-7,008,578.87</b>	

Authorised Signatory

 Name : Akhilesh Awasthy  
 Designation : Director Market Operations


**DAILY OBLIGATION SUMMARY REPORT**

Trading Date	: 16-Jul-18	Delivery Date	: 17-Jul-18
Entity ID	: E1WB0IPC0000	Entity Name	: IPCL Power Trading Private Limited
Portfolio Code	: E1WB0IPC0002	Portfolio Name	: India_Power_Corporation_Ltd_(Formerly_DPSC_Ltd)

•	Funds Payin(-) / Payout(+)	-6,619,569.57
•	Charges	
	> NLDC Application Fees	-8.96
	> CTU Transmission Charges	-383,126.80
	> NLDC Scheduling & Operating Charges - Buy	-200.00*
	> NLDC Scheduling & Operating Charges - Sell	0.00
	> STU Transmission Charges	-149,440.00
	> Distribution Charges	0.00
	> Any other Charges	0.00
	> SLDC Scheduling and Operating Charges	-1,000.00
	> ALDC Scheduling and Operating Charges	0.00
•	Fees	-37,360.00
	> IGST	-6,724.80
	> SGST	0.00
	> CGST	0.00
	> UTGST	0.00
•	<b>Total</b>	<b>-7,197,430.13</b>

**Remarks :**

- NLDC Application Fee = ₹ 5,000.00 / (No of Successful Portfolios - 558 ).
- Injection CTU Transmission Charges = ₹ 147.20/ MWh.
- Drawal CTU Transmission Charges = ₹ 205.10/ MWh.
- NLDC Scheduling & Operating Charges - Buy = ₹ 1.00 x (Total Traded Buy Qty in MWh)
- NLDC Scheduling & Operating Charges - Sell = ₹ 1.00 x (Total Traded Sell Qty in MWh)
- \* Max Charges applied
- State Transmission/Distribution Charges and Scheduling and Operating Charges are as per the Rate specified in Standing Clearance.
  
- Trade details displayed on the next page Annexure A.



**DAILY OBLIGATION SUMMARY REPORT**
**Daily Trade Report**

Period	Qty in MW	Rate/MWh	Amount in ₹	Period	Qty in MW	Rate/MWh	Amount in ₹
00:00 - 00:15	76.00	3,400.52	-64,609.88	12:00 - 12:15	83.00	3,191.06	-66,214.50
00:15 - 00:30	76.00	3,299.71	-62,694.49	12:15 - 12:30	83.00	3,193.10	-66,256.83
00:30 - 00:45	76.00	3,250.67	-61,762.73	12:30 - 12:45	83.00	2,995.84	-62,163.68
00:45 - 01:00	76.00	3,191.82	-60,644.58	12:45 - 13:00	83.00	2,940.15	-61,008.11
01:00 - 01:15	76.00	3,100.57	-58,910.83	13:00 - 13:15	79.00	2,681.76	-52,964.76
01:15 - 01:30	76.00	3,192.41	-60,655.79	13:15 - 13:30	79.00	2,438.13	-48,153.07
01:30 - 01:45	76.00	3,070.59	-58,341.21	13:30 - 13:45	79.00	2,409.90	-47,595.53
01:45 - 02:00	76.00	2,989.94	-56,808.86	13:45 - 14:00	79.00	2,681.65	-52,962.59
02:00 - 02:15	76.00	2,747.24	-52,197.56	14:00 - 14:15	79.00	2,995.02	-59,151.65
02:15 - 02:30	76.00	2,989.41	-56,798.79	14:15 - 14:30	79.00	3,192.02	-63,042.40
02:30 - 02:45	76.00	2,995.26	-56,909.94	14:30 - 14:45	79.00	3,199.10	-63,182.23
02:45 - 03:00	76.00	2,989.94	-56,808.86	14:45 - 15:00	79.00	3,209.89	-63,395.33
03:00 - 03:15	76.00	2,989.66	-56,803.54	15:00 - 15:15	79.00	3,501.00	-69,144.75
03:15 - 03:30	76.00	2,989.11	-56,793.09	15:15 - 15:30	79.00	3,599.05	-71,081.24
03:30 - 03:45	76.00	2,365.09	-44,936.71	15:30 - 15:45	79.00	3,599.04	-71,081.04
03:45 - 04:00	76.00	2,336.76	-44,398.44	15:45 - 16:00	79.00	3,500.32	-69,131.32
04:00 - 04:15	78.00	2,319.94	-45,238.83	16:00 - 16:15	79.00	3,500.51	-69,135.07
04:15 - 04:30	78.00	2,409.46	-46,984.47	16:15 - 16:30	79.00	3,250.70	-64,201.33
04:30 - 04:45	78.00	2,409.56	-46,986.42	16:30 - 16:45	79.00	3,200.90	-63,217.78
04:45 - 05:00	78.00	2,435.64	-47,494.98	16:45 - 17:00	79.00	2,995.92	-59,169.42
05:00 - 05:15	78.00	2,409.54	-46,986.03	17:00 - 17:15	79.00	3,209.14	-63,380.52
05:15 - 05:30	78.00	2,749.91	-53,623.25	17:15 - 17:30	79.00	3,199.18	-63,183.81
05:30 - 05:45	78.00	2,541.59	-49,561.01	17:30 - 17:45	79.00	3,100.34	-61,231.72
05:45 - 06:00	78.00	2,700.86	-52,666.77	17:45 - 18:00	79.00	2,999.00	-59,230.25
06:00 - 06:15	73.00	2,989.16	-54,552.17	18:00 - 18:15	79.00	2,428.01	-47,953.20
06:15 - 06:30	73.00	3,169.13	-57,836.62	18:15 - 18:30	79.00	3,197.52	-63,151.02
06:30 - 06:45	73.00	3,209.62	-58,575.57	18:30 - 18:45	79.00	4,020.07	-79,396.38
06:45 - 07:00	73.00	3,300.24	-60,229.38	18:45 - 19:00	79.00	4,999.31	-98,736.37
07:00 - 07:15	73.00	3,499.13	-63,859.12	19:00 - 19:15	79.00	4,999.85	-98,747.04
07:15 - 07:30	73.00	3,499.27	-63,861.68	19:15 - 19:30	79.00	7,012.19	-138,490.75
07:30 - 07:45	73.00	3,436.02	-62,707.37	19:30 - 19:45	79.00	7,758.75	-153,235.31
07:45 - 08:00	73.00	3,400.97	-62,067.70	19:45 - 20:00	79.00	7,636.10	-150,812.98
08:00 - 08:15	73.00	3,198.40	-58,370.80	20:00 - 20:15	76.00	7,277.50	-138,272.50
08:15 - 08:30	73.00	3,209.74	-58,577.76	20:15 - 20:30	76.00	7,656.08	-145,465.52
08:30 - 08:45	73.00	3,209.55	-58,574.29	20:30 - 20:45	76.00	7,616.92	-144,721.48
08:45 - 09:00	73.00	3,209.97	-58,581.95	20:45 - 21:00	76.00	6,499.98	-123,499.62
09:00 - 09:15	83.00	3,250.78	-67,453.69	21:00 - 21:15	76.00	5,412.17	-102,831.23
09:15 - 09:30	83.00	3,299.15	-68,457.36	21:15 - 21:30	76.00	4,999.94	-94,998.86
09:30 - 09:45	83.00	3,274.06	-67,936.75	21:30 - 21:45	76.00	4,999.07	-94,982.33
09:45 - 10:00	83.00	3,250.02	-67,437.92	21:45 - 22:00	76.00	4,905.31	-93,200.89
10:00 - 10:15	83.00	3,000.97	-62,270.13	22:00 - 22:15	76.00	4,318.92	-82,059.48
10:15 - 10:30	83.00	3,000.93	-62,269.30	22:15 - 22:30	76.00	4,150.22	-78,854.18
10:30 - 10:45	83.00	3,170.70	-65,792.03	22:30 - 22:45	76.00	3,580.69	-68,033.11
10:45 - 11:00	83.00	3,194.14	-66,278.41	22:45 - 23:00	76.00	3,509.88	-66,687.72
11:00 - 11:15	83.00	2,800.98	-58,120.34	23:00 - 23:15	76.00	3,599.51	-68,390.69
11:15 - 11:30	83.00	3,195.73	-66,311.40	23:15 - 23:30	76.00	3,599.06	-68,382.14
11:30 - 11:45	83.00	3,197.21	-66,342.11	23:30 - 23:45	76.00	3,509.71	-66,684.49
11:45 - 12:00	83.00	3,199.11	-66,381.53	23:45 - 24:00	76.00	3,170.58	-60,241.02
<b>Total Trade (Buy + Sell) MWh</b>					<b>1,868,0000</b>		<b>-6,619,569.57</b>



Authorised Signatory

 Name : Akhilesh Awasthy  
 Designation : Director Market Operations

**DAILY OBLIGATION SUMMARY REPORT**

Trading Date	: 17-Jul-18	Delivery Date	: 18-Jul-18
Entity ID	: E1WB0IPC0000	Entity Name	: IPCL Power Trading Private Limited
Portfolio Code	: E1WB0IPC0002	Portfolio Name	: India_Power_Corporation_Ltd_(Formerly_DPSC_Ltd)

•	Funds Payin(-) / Payout(+)	-5,882,493.35
•	Charges	
	> NLDC Application Fees	-8.58
	> CTU Transmission Charges	-382,716.60
	> NLDC Scheduling & Operating Charges - Buy	-200.00*
	> NLDC Scheduling & Operating Charges - Sell	0.00
	> STU Transmission Charges	-149,280.00
	> Distribution Charges	0.00
	> Any other Charges	0.00
	> SLDC Scheduling and Operating Charges	-1,000.00
	> ALDC Scheduling and Operating Charges	0.00
•	Fees	-37,320.00
	> IGST	-6,717.60
	> SGST	0.00
	> CGST	0.00
	> UTGST	0.00
•	<b>Total</b>	<b>-6,459,736.13</b>

**Remarks :**

- NLDC Application Fee = ₹ 5,000.00 / (No of Successful Portfolios - 583).
- Injection CTU Transmission Charges = ₹ 147.20/ MWh.
- Drawal CTU Transmission Charges = ₹ 205.10/ MWh.
- NLDC Scheduling & Operating Charges - Buy = ₹ 1.00 x (Total Traded Buy Qty in MWh)
- NLDC Scheduling & Operating Charges - Sell = ₹ 1.00 x (Total Traded Sell Qty in MWh)
- \* Max Charges applied
- State Transmission/Distribution Charges and Scheduling and Operating Charges are as per the Rate specified in Standing Clearance.

- Trade details displayed on the next page Annexure A.



**DAILY OBLIGATION SUMMARY REPORT**
**Daily Trade Report**

Period	Qty in MW	Rate/MWh	Amount in ₹	Period	Qty in MW	Rate/MWh	Amount in ₹
00:00 - 00:15	75.00	3,299.26	-61,861.13	12:00 - 12:15	83.00	2,995.38	-62,154.14
00:15 - 00:30	75.00	3,299.01	-61,856.44	12:15 - 12:30	83.00	2,995.05	-62,147.29
00:30 - 00:45	75.00	3,299.08	-61,857.75	12:30 - 12:45	83.00	2,960.92	-61,439.09
00:45 - 01:00	75.00	3,198.73	-59,976.19	12:45 - 13:00	83.00	2,681.62	-55,643.62
01:00 - 01:15	75.00	2,995.20	-56,160.00	13:00 - 13:15	79.00	2,681.15	-52,952.71
01:15 - 01:30	75.00	2,950.36	-55,319.25	13:15 - 13:30	79.00	2,409.96	-47,596.71
01:30 - 01:45	75.00	2,651.35	-49,712.81	13:30 - 13:45	79.00	2,681.06	-52,950.94
01:45 - 02:00	75.00	2,456.92	-46,067.25	13:45 - 14:00	79.00	2,681.29	-52,955.48
02:00 - 02:15	75.00	2,524.55	-47,335.31	14:00 - 14:15	79.00	2,417.65	-47,748.59
02:15 - 02:30	75.00	2,419.51	-45,365.81	14:15 - 14:30	79.00	2,681.53	-52,960.22
02:30 - 02:45	75.00	2,570.28	-48,192.75	14:30 - 14:45	79.00	2,691.00	-53,147.25
02:45 - 03:00	75.00	2,600.67	-48,762.56	14:45 - 15:00	79.00	2,900.67	-57,288.23
03:00 - 03:15	75.00	2,628.26	-49,279.88	15:00 - 15:15	79.00	2,940.12	-58,067.37
03:15 - 03:30	75.00	2,574.46	-48,271.13	15:15 - 15:30	79.00	2,990.28	-59,058.03
03:30 - 03:45	75.00	2,571.05	-48,207.19	15:30 - 15:45	79.00	2,989.07	-59,034.13
03:45 - 04:00	75.00	2,567.57	-48,141.94	15:45 - 16:00	79.00	2,681.77	-52,964.96
04:00 - 04:15	78.00	2,422.67	-47,242.07	16:00 - 16:15	79.00	2,859.26	-56,470.39
04:15 - 04:30	78.00	2,440.70	-47,593.65	16:15 - 16:30	79.00	2,681.81	-52,965.75
04:30 - 04:45	78.00	2,448.49	-47,745.56	16:30 - 16:45	79.00	2,681.72	-52,963.97
04:45 - 05:00	78.00	2,409.66	-46,988.37	16:45 - 17:00	79.00	2,681.33	-52,956.27
05:00 - 05:15	78.00	2,374.85	-46,309.58	17:00 - 17:15	79.00	2,859.42	-56,473.55
05:15 - 05:30	78.00	2,409.59	-46,987.01	17:15 - 17:30	79.00	2,859.06	-56,466.44
05:30 - 05:45	78.00	2,624.15	-51,170.93	17:30 - 17:45	79.00	2,859.48	-56,474.73
05:45 - 06:00	78.00	2,618.00	-51,051.00	17:45 - 18:00	79.00	2,999.62	-59,242.50
06:00 - 06:15	75.00	2,978.00	-55,837.50	18:00 - 18:15	79.00	2,791.10	-55,124.23
06:15 - 06:30	75.00	2,809.77	-52,683.19	18:15 - 18:30	79.00	3,098.54	-61,196.17
06:30 - 06:45	75.00	2,859.92	-53,623.50	18:30 - 18:45	79.00	3,490.79	-68,943.10
06:45 - 07:00	75.00	2,859.24	-53,610.75	18:45 - 19:00	79.00	3,949.40	-78,000.65
07:00 - 07:15	75.00	2,859.78	-53,620.88	19:00 - 19:15	79.00	4,009.64	-79,190.39
07:15 - 07:30	75.00	2,989.02	-56,044.13	19:15 - 19:30	79.00	4,849.81	-95,783.75
07:30 - 07:45	75.00	2,463.36	-46,188.00	19:30 - 19:45	79.00	6,167.00	-121,798.25
07:45 - 08:00	75.00	2,409.77	-45,183.19	19:45 - 20:00	79.00	6,606.00	-130,468.50
08:00 - 08:15	75.00	2,322.42	-43,545.38	20:00 - 20:15	75.00	6,037.50	-113,203.13
08:15 - 08:30	75.00	2,409.36	-45,175.50	20:15 - 20:30	75.00	6,499.97	-121,874.44
08:30 - 08:45	75.00	2,409.49	-45,177.94	20:30 - 20:45	75.00	5,999.75	-112,495.31
08:45 - 09:00	75.00	2,409.93	-45,186.19	20:45 - 21:00	75.00	5,351.73	-100,344.94
09:00 - 09:15	83.00	2,409.57	-49,998.58	21:00 - 21:15	75.00	4,905.92	-91,986.00
09:15 - 09:30	83.00	2,448.93	-50,815.30	21:15 - 21:30	75.00	4,905.35	-91,975.31
09:30 - 09:45	83.00	2,544.32	-52,794.64	21:30 - 21:45	75.00	4,849.32	-90,924.75
09:45 - 10:00	83.00	2,995.09	-62,148.12	21:45 - 22:00	75.00	4,800.98	-90,018.38
10:00 - 10:15	83.00	2,681.34	-55,637.81	22:00 - 22:15	75.00	3,989.96	-74,811.75
10:15 - 10:30	83.00	2,681.99	-55,651.29	22:15 - 22:30	75.00	3,699.24	-69,360.75
10:30 - 10:45	83.00	2,950.84	-61,229.93	22:30 - 22:45	75.00	3,599.04	-67,482.00
10:45 - 11:00	83.00	2,990.17	-62,046.03	22:45 - 23:00	75.00	3,490.60	-65,448.75
11:00 - 11:15	83.00	2,795.28	-58,002.06	23:00 - 23:15	75.00	3,490.13	-65,439.94
11:15 - 11:30	83.00	2,995.33	-62,153.10	23:15 - 23:30	75.00	3,490.07	-65,438.81
11:30 - 11:45	83.00	2,995.38	-62,154.14	23:30 - 23:45	75.00	3,400.74	-63,763.88
11:45 - 12:00	83.00	2,995.47	-62,156.00	23:45 - 24:00	75.00	3,369.56	-63,179.25
<b>Total Trade (Buy + Sell) MWh</b>					<b>1,866.0000</b>		<b>-5,882,493.35</b>



Authorised Signatory

 Name : Akhilesh Awasthy  
 Designation : Director Market Operations

**DAILY OBLIGATION SUMMARY REPORT**

Trading Date	: 18-Jul-18	Delivery Date	: 19-Jul-18
Entity ID	: E1WB0IPC0000	Entity Name	: IPCL Power Trading Private Limited
Portfolio Code	: E1WB0IPC0002	Portfolio Name	: India_Power_Corporation_Ltd_(Formerly_DPSC_Ltd)

•	Funds Payin(-) / Payout(+)	-6,643,675.73
•	Charges	
	> NLDC Application Fees	-8.55
	> CTU Transmission Charges	-384,972.70
	> NLDC Scheduling & Operating Charges - Buy	-200.00*
	> NLDC Scheduling & Operating Charges - Sell	0.00
	> STU Transmission Charges	-150,160.00
	> Distribution Charges	0.00
	> Any other Charges	0.00
	> SLDC Scheduling and Operating Charges	-1,000.00
	> ALDC Scheduling and Operating Charges	0.00
•	Fees	-37,540.00
	> IGST	-6,757.20
	> SGST	0.00
	> CGST	0.00
	> UTGST	0.00
•	<b>Total</b>	<b>-7,224,314.18</b>

## Remarks :

- NLDC Application Fee = ₹ 5,000.00 / (No of Successful Portfolios - 585).
- Injection CTU Transmission Charges = ₹ 147.20/ MWh.
- Drawal CTU Transmission Charges = ₹ 205.10/ MWh.
- NLDC Scheduling & Operating Charges - Buy = ₹ 1.00 x (Total Traded Buy Qty in MWh)
- NLDC Scheduling & Operating Charges - Sell = ₹ 1.00 x (Total Traded Sell Qty in MWh)
- \* Max Charges applied
- State Transmission/Distribution Charges and Scheduling and Operating Charges are as per the Rate specified in Standing Clearance.
  
- Trade details displayed on the next page Annexure A.





**DAILY OBLIGATION SUMMARY REPORT**
**Daily Trade Report**

Period	Qty in MW	Rate/MWh	Amount in ₹	Period	Qty in MW	Rate/MWh	Amount in ₹
00:00 - 00:15	76.00	3,299.93	-62,698.67	12:00 - 12:15	83.00	2,995.02	-62,146.67
00:15 - 00:30	76.00	3,299.45	-62,689.55	12:15 - 12:30	83.00	2,869.79	-59,548.14
00:30 - 00:45	76.00	3,299.24	-62,685.56	12:30 - 12:45	83.00	2,865.12	-59,451.24
00:45 - 01:00	76.00	3,192.42	-60,655.98	12:45 - 13:00	83.00	2,681.17	-55,634.28
01:00 - 01:15	76.00	2,995.65	-56,917.35	13:00 - 13:15	79.00	2,681.47	-52,959.03
01:15 - 01:30	76.00	2,995.26	-56,909.94	13:15 - 13:30	79.00	2,681.24	-52,954.49
01:30 - 01:45	76.00	2,995.52	-56,914.88	13:30 - 13:45	79.00	2,704.04	-53,404.79
01:45 - 02:00	76.00	2,915.23	-55,389.37	13:45 - 14:00	79.00	2,995.11	-59,153.42
02:00 - 02:15	76.00	2,995.65	-56,917.35	14:00 - 14:15	79.00	2,995.18	-59,154.81
02:15 - 02:30	76.00	2,995.26	-56,909.94	14:15 - 14:30	79.00	2,995.60	-59,163.10
02:30 - 02:45	76.00	2,995.78	-56,919.82	14:30 - 14:45	79.00	3,191.79	-63,037.85
02:45 - 03:00	76.00	2,995.39	-56,912.41	14:45 - 15:00	79.00	3,250.15	-64,190.46
03:00 - 03:15	76.00	2,995.02	-56,905.38	15:00 - 15:15	79.00	3,209.18	-63,381.31
03:15 - 03:30	76.00	2,989.36	-56,797.84	15:15 - 15:30	79.00	3,198.51	-63,170.57
03:30 - 03:45	76.00	2,989.60	-56,802.40	15:30 - 15:45	79.00	3,198.77	-63,175.71
03:45 - 04:00	76.00	2,970.62	-56,441.78	15:45 - 16:00	79.00	3,192.00	-63,042.00
04:00 - 04:15	78.00	2,651.69	-51,707.96	16:00 - 16:15	79.00	2,995.64	-59,163.89
04:15 - 04:30	78.00	2,749.80	-53,621.10	16:15 - 16:30	79.00	2,989.61	-59,044.80
04:30 - 04:45	78.00	2,875.58	-56,073.81	16:30 - 16:45	79.00	2,995.09	-59,153.03
04:45 - 05:00	78.00	2,749.90	-53,623.05	16:45 - 17:00	79.00	2,995.14	-59,154.02
05:00 - 05:15	78.00	2,448.25	-47,740.88	17:00 - 17:15	79.00	3,121.13	-61,642.32
05:15 - 05:30	78.00	2,989.49	-58,295.06	17:15 - 17:30	79.00	3,142.58	-62,065.96
05:30 - 05:45	78.00	3,000.96	-58,518.72	17:30 - 17:45	79.00	3,150.18	-62,216.06
05:45 - 06:00	78.00	2,859.91	-55,768.25	17:45 - 18:00	79.00	3,097.02	-61,166.15
06:00 - 06:15	76.00	2,990.68	-56,822.92	18:00 - 18:15	79.00	2,973.64	-58,729.39
06:15 - 06:30	76.00	3,146.72	-59,787.68	18:15 - 18:30	79.00	3,192.88	-63,059.38
06:30 - 06:45	76.00	3,173.03	-60,287.57	18:30 - 18:45	79.00	3,599.57	-71,091.51
06:45 - 07:00	76.00	3,300.24	-62,704.56	18:45 - 19:00	79.00	4,009.52	-79,188.02
07:00 - 07:15	76.00	3,250.34	-61,756.46	19:00 - 19:15	79.00	4,399.10	-86,882.23
07:15 - 07:30	76.00	3,490.66	-66,322.54	19:15 - 19:30	79.00	5,100.97	-100,744.16
07:30 - 07:45	76.00	3,392.05	-64,448.95	19:30 - 19:45	79.00	7,338.07	-144,926.88
07:45 - 08:00	76.00	3,190.54	-60,620.26	19:45 - 20:00	79.00	8,700.14	-171,827.77
08:00 - 08:15	76.00	3,000.09	-57,001.71	20:00 - 20:15	76.00	8,000.53	-152,010.07
08:15 - 08:30	76.00	2,859.77	-54,335.63	20:15 - 20:30	76.00	8,000.21	-152,003.99
08:30 - 08:45	76.00	2,520.02	-47,880.38	20:30 - 20:45	76.00	7,442.50	-141,407.50
08:45 - 09:00	76.00	2,744.50	-52,145.50	20:45 - 21:00	76.00	7,124.17	-135,359.23
09:00 - 09:15	83.00	2,989.67	-62,035.65	21:00 - 21:15	76.00	6,200.41	-117,807.79
09:15 - 09:30	83.00	3,009.93	-62,456.05	21:15 - 21:30	76.00	6,000.08	-114,001.52
09:30 - 09:45	83.00	3,081.71	-63,945.48	21:30 - 21:45	76.00	5,630.88	-106,986.72
09:45 - 10:00	83.00	3,173.95	-65,859.46	21:45 - 22:00	76.00	5,100.97	-96,918.43
10:00 - 10:15	83.00	2,989.64	-62,035.03	22:00 - 22:15	76.00	5,400.00	-102,600.00
10:15 - 10:30	83.00	2,989.91	-62,040.63	22:15 - 22:30	76.00	4,174.00	-79,306.00
10:30 - 10:45	83.00	2,995.50	-62,156.63	22:30 - 22:45	76.00	3,989.32	-75,797.08
10:45 - 11:00	83.00	2,995.61	-62,158.91	22:45 - 23:00	76.00	3,599.76	-68,395.44
11:00 - 11:15	83.00	2,796.97	-58,037.13	23:00 - 23:15	76.00	3,599.10	-68,382.90
11:15 - 11:30	83.00	2,995.44	-62,155.38	23:15 - 23:30	76.00	3,599.22	-68,385.18
11:30 - 11:45	83.00	2,995.05	-62,147.29	23:30 - 23:45	76.00	3,599.02	-68,381.38
11:45 - 12:00	83.00	2,989.38	-62,029.64	23:45 - 24:00	76.00	3,490.56	-66,320.64
<b>Total Trade (Buy + Sell) MWh</b>					<b>1,877.0000</b>		<b>-6,643,675.73</b>



Authorised Signatory

 Name : Akhilesh Awasthy  
 Designation : Director Market Operations

**DAILY OBLIGATION SUMMARY REPORT**

Trading Date	: 19-Jul-18	Delivery Date	: 20-Jul-18
Entity ID	: E1WB0IPC0000	Entity Name	: IPCL Power Trading Private Limited
Portfolio Code	: E1WB0IPC0002	Portfolio Name	: India_Power_Corporation_Ltd_(Formerly_DPSC_Ltd)

•	Funds Payin(-) / Payout(+)	-7,421,968.92
•	Charges	
	> NLDC Application Fees	-9.31
	> CTU Transmission Charges	-383,331.90
	> NLDC Scheduling & Operating Charges - Buy	-200.00*
	> NLDC Scheduling & Operating Charges - Sell	0.00
	> STU Transmission Charges	-149,520.00
	> Distribution Charges	0.00
	> Any other Charges	0.00
	> SLDC Scheduling and Operating Charges	-1,000.00
	> ALDC Scheduling and Operating Charges	0.00
•	Fees	-37,380.00
	> IGST	-6,728.40
	> SGST	0.00
	> CGST	0.00
	> UTGST	0.00
•	<b>Total</b>	<b>-8,000,138.53</b>

**Remarks :**

- NLDC Application Fee = ₹ 5,000.00 / (No of Successful Portfolios - 537 ).
- Injection CTU Transmission Charges = ₹ 147.20/ MWh.
- Drawal CTU Transmission Charges = ₹ 205.10/ MWh.
- NLDC Scheduling & Operating Charges - Buy = ₹ 1.00 x (Total Traded Buy Qty in MWh)
- NLDC Scheduling & Operating Charges - Sell = ₹ 1.00 x (Total Traded Sell Qty in MWh)
- \* Max Charges applied
- State Transmission/Distribution Charges and Scheduling and Operating Charges are as per the Rate specified in Standing Clearance.

- Trade details displayed on the next page Annexure A.



**DAILY OBLIGATION SUMMARY REPORT**
**Daily Trade Report**

Period	Qty in MW	Rate/MWh	Amount in ₹	Period	Qty in MW	Rate/MWh	Amount in ₹
00:00 - 00:15	76.00	3,481.14	-66,141.66	12:00 - 12:15	81.00	3,299.59	-66,816.70
00:15 - 00:30	76.00	3,356.90	-63,781.10	12:15 - 12:30	81.00	3,299.18	-66,808.40
00:30 - 00:45	76.00	3,299.50	-62,690.50	12:30 - 12:45	81.00	3,214.70	-65,097.68
00:45 - 01:00	76.00	3,163.50	-60,106.50	12:45 - 13:00	81.00	3,138.33	-63,551.18
01:00 - 01:15	76.00	3,299.09	-62,682.71	13:00 - 13:15	79.00	3,099.95	-61,224.01
01:15 - 01:30	76.00	3,180.61	-60,431.59	13:15 - 13:30	79.00	3,100.27	-61,230.33
01:30 - 01:45	76.00	3,025.19	-57,478.61	13:30 - 13:45	79.00	3,118.98	-61,599.86
01:45 - 02:00	76.00	3,044.99	-57,854.81	13:45 - 14:00	79.00	3,099.89	-61,222.83
02:00 - 02:15	76.00	3,091.29	-58,734.51	14:00 - 14:15	79.00	3,099.09	-61,207.03
02:15 - 02:30	76.00	3,161.57	-60,069.83	14:15 - 14:30	79.00	3,117.90	-61,578.53
02:30 - 02:45	76.00	3,097.27	-58,848.13	14:30 - 14:45	79.00	3,250.30	-64,193.43
02:45 - 03:00	76.00	3,137.00	-59,603.00	14:45 - 15:00	79.00	3,299.18	-65,158.81
03:00 - 03:15	76.00	3,122.71	-59,331.49	15:00 - 15:15	79.00	3,481.23	-68,754.29
03:15 - 03:30	76.00	3,145.70	-59,768.30	15:15 - 15:30	79.00	3,459.75	-68,330.06
03:30 - 03:45	76.00	3,100.32	-58,906.08	15:30 - 15:45	79.00	3,400.72	-67,164.22
03:45 - 04:00	76.00	3,057.15	-58,085.85	15:45 - 16:00	79.00	3,350.69	-66,176.13
04:00 - 04:15	78.00	3,049.28	-59,460.96	16:00 - 16:15	79.00	3,482.85	-68,786.29
04:15 - 04:30	78.00	3,170.61	-61,826.90	16:15 - 16:30	79.00	3,459.48	-68,324.73
04:30 - 04:45	78.00	3,239.35	-63,167.33	16:30 - 16:45	79.00	3,459.94	-68,333.82
04:45 - 05:00	78.00	3,215.57	-62,703.62	16:45 - 17:00	79.00	3,481.02	-68,750.15
05:00 - 05:15	78.00	3,177.64	-61,963.98	17:00 - 17:15	79.00	3,490.87	-68,944.68
05:15 - 05:30	78.00	3,358.02	-65,481.39	17:15 - 17:30	79.00	3,481.15	-68,752.71
05:30 - 05:45	78.00	3,242.86	-63,235.77	17:30 - 17:45	79.00	3,353.79	-66,237.35
05:45 - 06:00	78.00	3,151.80	-61,460.10	17:45 - 18:00	79.00	3,343.32	-66,030.57
06:00 - 06:15	76.00	3,239.73	-61,554.87	18:00 - 18:15	79.00	3,152.92	-62,270.17
06:15 - 06:30	76.00	3,192.23	-60,652.37	18:15 - 18:30	79.00	3,351.14	-66,185.02
06:30 - 06:45	76.00	3,250.65	-61,762.35	18:30 - 18:45	79.00	3,870.33	-76,439.02
06:45 - 07:00	76.00	3,200.65	-60,812.35	18:45 - 19:00	79.00	4,889.56	-96,568.81
07:00 - 07:15	76.00	3,352.52	-63,697.88	19:00 - 19:15	79.00	5,119.77	-101,115.46
07:15 - 07:30	76.00	3,357.60	-63,794.40	19:15 - 19:30	79.00	8,100.03	-159,975.59
07:30 - 07:45	76.00	3,252.14	-61,790.66	19:30 - 19:45	79.00	9,500.20	-187,628.95
07:45 - 08:00	76.00	3,049.40	-57,938.60	19:45 - 20:00	79.00	9,700.21	-191,579.15
08:00 - 08:15	76.00	2,995.51	-56,914.69	20:00 - 20:15	76.00	9,500.24	-180,504.56
08:15 - 08:30	76.00	3,365.30	-63,940.70	20:15 - 20:30	76.00	9,500.29	-180,505.51
08:30 - 08:45	76.00	3,356.64	-63,776.16	20:30 - 20:45	76.00	8,700.98	-165,318.62
08:45 - 09:00	76.00	3,392.52	-64,457.88	20:45 - 21:00	76.00	8,200.82	-155,815.58
09:00 - 09:15	81.00	3,299.37	-66,812.24	21:00 - 21:15	76.00	7,200.51	-136,809.69
09:15 - 09:30	81.00	3,322.40	-67,278.60	21:15 - 21:30	76.00	7,000.50	-133,009.50
09:30 - 09:45	81.00	3,392.48	-68,697.72	21:30 - 21:45	76.00	6,700.57	-127,310.83
09:45 - 10:00	81.00	3,436.72	-69,593.58	21:45 - 22:00	76.00	6,400.58	-121,611.02
10:00 - 10:15	81.00	3,299.93	-66,823.58	22:00 - 22:15	76.00	6,400.36	-121,606.84
10:15 - 10:30	81.00	3,323.19	-67,294.60	22:15 - 22:30	76.00	5,200.51	-98,809.69
10:30 - 10:45	81.00	3,357.10	-67,981.28	22:30 - 22:45	76.00	5,000.12	-95,002.28
10:45 - 11:00	81.00	3,400.62	-68,862.56	22:45 - 23:00	76.00	4,399.51	-83,590.69
11:00 - 11:15	81.00	3,299.92	-66,823.38	23:00 - 23:15	76.00	3,791.31	-72,034.89
11:15 - 11:30	81.00	3,341.65	-67,668.41	23:15 - 23:30	76.00	3,798.72	-72,175.68
11:30 - 11:45	81.00	3,299.84	-66,821.76	23:30 - 23:45	76.00	3,863.38	-73,404.22
11:45 - 12:00	81.00	3,299.77	-66,820.34	23:45 - 24:00	76.00	3,791.46	-72,037.74
<b>Total Trade (Buy + Sell) MWh</b>					<b>1,869.0000</b>		<b>-7,421,968.92</b>



Authorised Signatory

 Name : Akhilesh Awasthy  
 Designation : Director Market Operations

**DAILY OBLIGATION SUMMARY REPORT**

Trading Date	: 20-Jul-18	Delivery Date	: 21-Jul-18
Entity ID	: E1WB0IPC0000	Entity Name	: IPCL Power Trading Private Limited
Portfolio Code	: E1WB0IPC0002	Portfolio Name	: India_Power_Corporation_Ltd_(Formerly_DPSC_Ltd)

•	Funds Payin(-) / Payout(+)	-6,992,221.55
•	Charges	
	> NLDC Application Fees	-9.07
	> CTU Transmission Charges	-388,254.30
	> NLDC Scheduling & Operating Charges - Buy	-200.00*
	> NLDC Scheduling & Operating Charges - Sell	0.00
	> STU Transmission Charges	-151,440.00
	> Distribution Charges	0.00
	> Any other Charges	0.00
	> SLDC Scheduling and Operating Charges	-1,000.00
	> ALDC Scheduling and Operating Charges	0.00
•	Fees	-37,860.00
	> IGST	-6,814.80
	> SGST	0.00
	> CGST	0.00
	> UTGST	0.00
•	<b>Total</b>	<b>-7,577,799.72</b>

**Remarks :**

- NLDC Application Fee = ₹ 5,000.00 / (No of Successful Portfolios - 551 ) .
- Injection CTU Transmission Charges = ₹ 147.20/ MWh.
- Drawal CTU Transmission Charges = ₹ 205.10/ MWh.
- NLDC Scheduling & Operating Charges - Buy = ₹ 1.00 x (Total Traded Buy Qty in MWh)
- NLDC Scheduling & Operating Charges - Sell = ₹ 1.00 x (Total Traded Sell Qty in MWh)
- \* Max Charges applied
- State Transmission/Distribution Charges and Scheduling and Operating Charges are as per the Rate specified in Standing Clearance.

- Trade details displayed on the next page Annexure A.



**DAILY OBLIGATION SUMMARY REPORT**
**Daily Trade Report**

Period	Qty in MW	Rate/MWh	Amount in ₹	Period	Qty in MW	Rate/MWh	Amount in ₹
00:00 - 00:15	77.00	3,470.57	-66,808.47	12:00 - 12:15	82.00	3,099.73	-63,544.47
00:15 - 00:30	77.00	3,369.88	-64,870.19	12:15 - 12:30	82.00	3,097.75	-63,503.88
00:30 - 00:45	77.00	3,250.67	-62,575.40	12:30 - 12:45	82.00	3,094.47	-63,436.64
00:45 - 01:00	77.00	3,170.95	-61,040.79	12:45 - 13:00	82.00	3,101.74	-63,585.67
01:00 - 01:15	77.00	3,183.51	-61,282.57	13:00 - 13:15	80.00	3,157.01	-63,140.20
01:15 - 01:30	77.00	3,124.35	-60,143.74	13:15 - 13:30	80.00	3,129.06	-62,581.20
01:30 - 01:45	77.00	3,048.88	-58,690.94	13:30 - 13:45	80.00	3,182.71	-63,654.20
01:45 - 02:00	77.00	3,026.57	-58,261.47	13:45 - 14:00	80.00	3,189.01	-63,780.20
02:00 - 02:15	77.00	3,046.06	-58,636.66	14:00 - 14:15	80.00	3,279.67	-65,593.40
02:15 - 02:30	77.00	3,035.03	-58,424.33	14:15 - 14:30	80.00	3,279.22	-65,584.40
02:30 - 02:45	77.00	3,003.47	-57,816.80	14:30 - 14:45	80.00	3,274.52	-65,490.40
02:45 - 03:00	77.00	2,898.40	-55,794.20	14:45 - 15:00	80.00	3,297.47	-65,949.40
03:00 - 03:15	77.00	2,859.99	-55,054.81	15:00 - 15:15	80.00	3,345.43	-66,908.60
03:15 - 03:30	77.00	2,859.65	-55,048.26	15:15 - 15:30	80.00	3,349.96	-66,999.20
03:30 - 03:45	77.00	2,859.53	-55,045.95	15:30 - 15:45	80.00	3,349.76	-66,995.20
03:45 - 04:00	77.00	2,794.89	-53,801.63	15:45 - 16:00	80.00	3,336.95	-66,739.00
04:00 - 04:15	79.00	2,893.38	-57,144.26	16:00 - 16:15	80.00	3,250.78	-65,015.60
04:15 - 04:30	79.00	3,000.73	-59,264.42	16:15 - 16:30	80.00	3,246.69	-64,933.80
04:30 - 04:45	79.00	3,048.79	-60,213.60	16:30 - 16:45	80.00	3,096.02	-61,920.40
04:45 - 05:00	79.00	3,064.46	-60,523.09	16:45 - 17:00	80.00	3,250.03	-65,000.60
05:00 - 05:15	79.00	3,104.75	-61,318.81	17:00 - 17:15	80.00	3,269.06	-65,381.20
05:15 - 05:30	79.00	3,034.46	-59,930.59	17:15 - 17:30	80.00	3,250.05	-65,001.00
05:30 - 05:45	79.00	3,122.20	-61,663.45	17:30 - 17:45	80.00	3,150.96	-63,019.20
05:45 - 06:00	79.00	3,069.94	-60,631.32	17:45 - 18:00	80.00	3,112.32	-62,246.40
06:00 - 06:15	77.00	3,243.27	-62,432.95	18:00 - 18:15	80.00	3,000.00	-60,000.00
06:15 - 06:30	77.00	3,341.97	-64,332.92	18:15 - 18:30	80.00	3,208.00	-64,160.00
06:30 - 06:45	77.00	3,400.21	-65,454.04	18:30 - 18:45	80.00	3,578.45	-71,569.00
06:45 - 07:00	77.00	3,392.09	-65,297.73	18:45 - 19:00	80.00	4,469.70	-89,394.00
07:00 - 07:15	77.00	3,436.39	-66,150.51	19:00 - 19:15	80.00	5,000.30	-100,006.00
07:15 - 07:30	77.00	3,400.54	-65,460.40	19:15 - 19:30	80.00	5,600.89	-112,017.80
07:30 - 07:45	77.00	3,361.43	-64,707.53	19:30 - 19:45	80.00	6,999.57	-139,991.40
07:45 - 08:00	77.00	3,350.96	-64,505.98	19:45 - 20:00	80.00	7,000.96	-140,019.20
08:00 - 08:15	77.00	3,149.01	-60,618.44	20:00 - 20:15	77.00	7,000.33	-134,756.35
08:15 - 08:30	77.00	3,226.16	-62,103.58	20:15 - 20:30	77.00	8,010.35	-154,199.24
08:30 - 08:45	77.00	3,299.12	-63,508.06	20:30 - 20:45	77.00	8,010.34	-154,199.05
08:45 - 09:00	77.00	3,335.36	-64,205.68	20:45 - 21:00	77.00	9,500.04	-182,875.77
09:00 - 09:15	82.00	3,299.05	-67,630.53	21:00 - 21:15	77.00	5,999.52	-115,490.76
09:15 - 09:30	82.00	3,285.37	-67,350.09	21:15 - 21:30	77.00	5,999.05	-115,481.71
09:30 - 09:45	82.00	3,299.26	-67,634.83	21:30 - 21:45	77.00	5,020.30	-96,640.78
09:45 - 10:00	82.00	3,299.71	-67,644.06	21:45 - 22:00	77.00	5,020.40	-96,642.70
10:00 - 10:15	82.00	3,205.13	-65,705.17	22:00 - 22:15	77.00	4,893.04	-94,191.02
10:15 - 10:30	82.00	3,217.32	-65,955.06	22:15 - 22:30	77.00	4,879.63	-93,932.88
10:30 - 10:45	82.00	3,100.97	-63,669.89	22:30 - 22:45	77.00	4,810.84	-92,608.67
10:45 - 11:00	82.00	3,250.10	-66,627.05	22:45 - 23:00	77.00	4,150.62	-79,899.44
11:00 - 11:15	82.00	3,139.91	-64,368.16	23:00 - 23:15	77.00	3,509.72	-67,562.11
11:15 - 11:30	82.00	3,149.33	-64,561.27	23:15 - 23:30	77.00	3,599.35	-69,287.49
11:30 - 11:45	82.00	3,100.16	-63,553.28	23:30 - 23:45	77.00	3,599.24	-69,285.37
11:45 - 12:00	82.00	3,113.65	-63,829.83	23:45 - 24:00	77.00	3,470.85	-66,813.86
<b>Total Trade (Buy + Sell) MWh</b>					<b>1,893,0000</b>		<b>-6,992,221.55</b>



Authorised Signatory

 Name : Akhilesh Awasthy  
 Designation : Director Market Operations

**DAILY OBLIGATION SUMMARY REPORT**

Trading Date	: 21-Jul-18	Delivery Date	: 22-Jul-18
Entity ID	: E1WB0IPC0000	Entity Name	: IPCL Power Trading Private Limited
Portfolio Code	: E1WB0IPC0002	Portfolio Name	: India_Power_Corporation_Ltd_(Formerly_DPSC_Ltd)

•	Funds Payin(-) / Payout(+)	-4,444,756.66
•	Charges	
	> NLDC Application Fees	-8.35
	> CTU Transmission Charges	-341,696.60
	> NLDC Scheduling & Operating Charges - Buy	-200.00*
	> NLDC Scheduling & Operating Charges - Sell	0.00
	> STU Transmission Charges	-133,280.00
	> Distribution Charges	0.00
	> Any other Charges	0.00
	> SLDC Scheduling and Operating Charges	-1,000.00
	> ALDC Scheduling and Operating Charges	0.00
•	Fees	-33,320.00
	> IGST	-5,997.60
	> SGST	0.00
	> CGST	0.00
	> UTGST	0.00
•	Total	-4,960,259.21

**Remarks :**

- NLDC Application Fee = ₹ 5,000.00 / (No of Successful Portfolios - 599 ) .
- Injection CTU Transmission Charges = ₹ 147.20/ MWh.
- Drawal CTU Transmission Charges = ₹ 205.10/ MWh.
- NLDC Scheduling & Operating Charges - Buy = ₹ 1.00 x (Total Traded Buy Qty in MWh)
- NLDC Scheduling & Operating Charges - Sell = ₹ 1.00 x (Total Traded Sell Qty in MWh)
- \* Max Charges applied
- State Transmission/Distribution Charges and Scheduling and Operating Charges are as per the Rate specified in Standing Clearance.

- Trade details displayed on the next page Annexure A.



**DAILY OBLIGATION SUMMARY REPORT**
**Daily Trade Report**

Period	Qty in MW	Rate/MWh	Amount in ₹	Period	Qty in MW	Rate/MWh	Amount in ₹
00:00 - 00:15	71.00	2,573.98	-45,688.15	12:00 - 12:15	73.00	2,407.80	-43,942.35
00:15 - 00:30	71.00	2,570.24	-45,621.76	12:15 - 12:30	73.00	2,406.99	-43,927.57
00:30 - 00:45	71.00	2,532.53	-44,952.41	12:30 - 12:45	73.00	2,405.12	-43,893.44
00:45 - 01:00	71.00	2,510.67	-44,564.39	12:45 - 13:00	73.00	2,392.64	-43,665.68
01:00 - 01:15	71.00	2,402.83	-42,650.23	13:00 - 13:15	73.00	2,360.29	-43,075.29
01:15 - 01:30	71.00	2,387.38	-42,376.00	13:15 - 13:30	73.00	2,336.95	-42,649.34
01:30 - 01:45	71.00	2,321.29	-41,202.90	13:30 - 13:45	73.00	2,322.14	-42,379.06
01:45 - 02:00	71.00	2,319.95	-41,179.11	13:45 - 14:00	73.00	2,328.32	-42,491.84
02:00 - 02:15	70.00	2,319.28	-40,587.40	14:00 - 14:15	69.00	2,319.82	-40,016.90
02:15 - 02:30	70.00	2,319.15	-40,585.13	14:15 - 14:30	69.00	2,343.93	-40,432.79
02:30 - 02:45	70.00	2,300.53	-40,259.28	14:30 - 14:45	69.00	2,325.34	-40,112.12
02:45 - 03:00	70.00	2,270.71	-39,737.43	14:45 - 15:00	69.00	2,357.88	-40,673.43
03:00 - 03:15	70.00	2,287.76	-40,035.80	15:00 - 15:15	69.00	2,366.55	-40,822.99
03:15 - 03:30	70.00	2,250.11	-39,376.93	15:15 - 15:30	69.00	2,332.97	-40,243.73
03:30 - 03:45	70.00	2,161.82	-37,831.85	15:30 - 15:45	69.00	2,329.45	-40,183.01
03:45 - 04:00	70.00	2,125.45	-37,195.38	15:45 - 16:00	69.00	2,354.07	-40,607.71
04:00 - 04:15	69.00	2,128.30	-36,713.18	16:00 - 16:15	70.00	2,319.91	-40,598.43
04:15 - 04:30	69.00	2,170.05	-37,433.36	16:15 - 16:30	70.00	2,319.87	-40,597.73
04:30 - 04:45	69.00	2,299.34	-39,663.62	16:30 - 16:45	70.00	2,319.80	-40,596.50
04:45 - 05:00	69.00	2,319.05	-40,003.61	16:45 - 17:00	70.00	2,319.79	-40,596.33
05:00 - 05:15	69.00	2,319.29	-40,007.75	17:00 - 17:15	70.00	2,500.66	-43,761.55
05:15 - 05:30	69.00	2,319.34	-40,008.62	17:15 - 17:30	70.00	2,448.95	-42,856.63
05:30 - 05:45	69.00	2,319.37	-40,009.13	17:30 - 17:45	70.00	2,442.36	-42,741.30
05:45 - 06:00	69.00	2,319.32	-40,008.27	17:45 - 18:00	70.00	2,424.12	-42,422.10
06:00 - 06:15	69.00	2,349.45	-40,528.01	18:00 - 18:15	68.00	2,423.56	-41,200.52
06:15 - 06:30	69.00	2,431.17	-41,937.68	18:15 - 18:30	68.00	2,772.55	-47,133.35
06:30 - 06:45	69.00	2,448.99	-42,245.08	18:30 - 18:45	68.00	3,114.52	-52,946.84
06:45 - 07:00	69.00	2,444.63	-42,169.87	18:45 - 19:00	68.00	3,159.03	-53,703.51
07:00 - 07:15	69.00	2,498.57	-43,100.33	19:00 - 19:15	68.00	3,371.91	-57,322.47
07:15 - 07:30	69.00	2,500.83	-43,139.32	19:15 - 19:30	68.00	3,599.34	-61,188.78
07:30 - 07:45	69.00	2,426.39	-41,855.23	19:30 - 19:45	68.00	3,989.00	-67,813.00
07:45 - 08:00	69.00	2,427.84	-41,880.24	19:45 - 20:00	68.00	4,150.99	-70,566.83
08:00 - 08:15	69.00	2,319.94	-40,018.97	20:00 - 20:15	67.00	4,199.96	-70,349.33
08:15 - 08:30	69.00	2,364.71	-40,791.25	20:15 - 20:30	67.00	4,819.64	-80,728.97
08:30 - 08:45	69.00	2,399.02	-41,383.10	20:30 - 20:45	67.00	4,500.90	-75,390.08
08:45 - 09:00	69.00	2,439.36	-42,078.96	20:45 - 21:00	67.00	4,500.28	-75,379.69
09:00 - 09:15	69.00	2,451.45	-42,287.51	21:00 - 21:15	67.00	4,150.30	-69,517.53
09:15 - 09:30	69.00	2,450.62	-42,273.20	21:15 - 21:30	67.00	4,150.56	-69,521.88
09:30 - 09:45	69.00	2,448.75	-42,240.94	21:30 - 21:45	67.00	3,939.53	-65,987.13
09:45 - 10:00	69.00	2,452.74	-42,309.77	21:45 - 22:00	67.00	3,800.21	-63,653.52
10:00 - 10:15	68.00	2,375.34	-40,380.78	22:00 - 22:15	70.00	3,599.16	-62,985.30
10:15 - 10:30	68.00	2,404.66	-40,879.22	22:15 - 22:30	70.00	3,599.28	-62,987.40
10:30 - 10:45	68.00	2,364.94	-40,203.98	22:30 - 22:45	70.00	3,366.77	-58,918.48
10:45 - 11:00	68.00	2,388.08	-40,597.36	22:45 - 23:00	70.00	3,250.47	-56,883.23
11:00 - 11:15	68.00	2,441.70	-41,508.90	23:00 - 23:15	70.00	3,161.36	-55,323.80
11:15 - 11:30	68.00	2,431.79	-41,340.43	23:15 - 23:30	70.00	3,067.16	-53,675.30
11:30 - 11:45	68.00	2,391.83	-40,661.11	23:30 - 23:45	70.00	2,772.21	-48,513.68
11:45 - 12:00	68.00	2,399.12	-40,785.04	23:45 - 24:00	70.00	2,599.45	-45,490.38
<b>Total Trade (Buy + Sell) MWh</b>					<b>1,666.0000</b>		<b>-4,444,756.66</b>

Authorised Signatory


 Name : Akhilesh Awasthy  
 Designation : Director Market Operations

**DAILY OBLIGATION SUMMARY REPORT**

Trading Date	: 22-Jul-18	Delivery Date	: 23-Jul-18
Entity ID	: E1WB0IPC0000	Entity Name	: IPCL Power Trading Private Limited
Portfolio Code	: E1WB0IPC0002	Portfolio Name	: India_Power_Corporation_Ltd_(Formerly_DPSC_Ltd)

•	Funds Payin(-) / Payout(+)	-4,532,714.42
•	Charges	
	> NLDC Application Fees	-8.31
	> CTU Transmission Charges	-326,519.20
	> NLDC Scheduling & Operating Charges - Buy	-200.00*
	> NLDC Scheduling & Operating Charges - Sell	0.00
	> STU Transmission Charges	-127,360.00
	> Distribution Charges	0.00
	> Any other Charges	0.00
	> SLDC Scheduling and Operating Charges	-1,000.00
	> ALDC Scheduling and Operating Charges	0.00
•	Fees	-31,840.00
	> IGST	-5,731.20
	> SGST	0.00
	> CGST	0.00
	> UTGST	0.00
•	<b>Total</b>	<b>-5,025,373.13</b>

**Remarks :**

- NLDC Application Fee = ₹ 5,000.00 / (No of Successful Portfolios - 602).
- Injection CTU Transmission Charges = ₹ 147.20/ MWh.
- Drawal CTU Transmission Charges = ₹ 205.10/ MWh.
- NLDC Scheduling & Operating Charges - Buy = ₹ 1.00 x (Total Traded Buy Qty in MWh)
- NLDC Scheduling & Operating Charges - Sell = ₹ 1.00 x (Total Traded Sell Qty in MWh)
- \* Max Charges applied
- State Transmission/Distribution Charges and Scheduling and Operating Charges are as per the Rate specified in Standing Clearance.
  
- Trade details displayed on the next page Annexure A.





**DAILY OBLIGATION SUMMARY REPORT**
**Daily Trade Report**

Period	Qty in MW	Rate/MWh	Amount in ₹	Period	Qty in MW	Rate/MWh	Amount in ₹
00:00 - 00:15	65.00	2,319.19	-37,686.84	12:00 - 12:15	63.00	2,810.52	-44,265.69
00:15 - 00:30	65.00	2,319.36	-37,689.60	12:15 - 12:30	63.00	2,765.04	-43,549.38
00:30 - 00:45	65.00	2,319.37	-37,689.76	12:30 - 12:45	63.00	2,742.05	-43,187.29
00:45 - 01:00	65.00	2,273.40	-36,942.75	12:45 - 13:00	63.00	2,637.90	-41,546.93
01:00 - 01:15	65.00	2,300.14	-37,377.28	13:00 - 13:15	63.00	2,637.10	-41,534.33
01:15 - 01:30	65.00	2,261.31	-36,746.29	13:15 - 13:30	63.00	2,448.89	-38,570.02
01:30 - 01:45	65.00	2,214.50	-35,985.63	13:30 - 13:45	63.00	2,539.94	-40,004.06
01:45 - 02:00	65.00	2,181.39	-35,447.59	13:45 - 14:00	63.00	2,637.06	-41,533.70
02:00 - 02:15	67.00	2,028.82	-33,982.74	14:00 - 14:15	63.00	2,637.12	-41,534.64
02:15 - 02:30	67.00	1,982.25	-33,202.69	14:15 - 14:30	63.00	2,637.51	-41,540.78
02:30 - 02:45	67.00	1,917.11	-32,111.59	14:30 - 14:45	63.00	2,637.59	-41,542.04
02:45 - 03:00	67.00	1,902.40	-31,865.20	14:45 - 15:00	63.00	2,637.78	-41,545.04
03:00 - 03:15	67.00	1,936.88	-32,442.74	15:00 - 15:15	63.00	2,637.99	-41,548.34
03:15 - 03:30	67.00	1,915.87	-32,090.82	15:15 - 15:30	63.00	2,637.54	-41,541.26
03:30 - 03:45	67.00	1,863.28	-31,209.94	15:30 - 15:45	63.00	2,637.51	-41,540.78
03:45 - 04:00	67.00	1,813.35	-30,373.61	15:45 - 16:00	63.00	2,637.93	-41,547.40
04:00 - 04:15	67.00	2,099.61	-35,168.47	16:00 - 16:15	64.00	3,188.39	-51,014.24
04:15 - 04:30	67.00	2,055.07	-34,422.42	16:15 - 16:30	64.00	3,135.36	-50,165.76
04:30 - 04:45	67.00	2,038.98	-34,152.92	16:30 - 16:45	64.00	3,009.27	-48,148.32
04:45 - 05:00	67.00	2,053.73	-34,399.98	16:45 - 17:00	64.00	3,000.22	-48,003.52
05:00 - 05:15	67.00	2,217.46	-37,142.46	17:00 - 17:15	64.00	2,809.22	-44,947.52
05:15 - 05:30	67.00	2,280.68	-38,201.39	17:15 - 17:30	64.00	2,758.04	-44,128.64
05:30 - 05:45	67.00	2,275.29	-38,111.11	17:30 - 17:45	64.00	2,772.06	-44,352.96
05:45 - 06:00	67.00	2,264.91	-37,937.24	17:45 - 18:00	64.00	2,783.03	-44,528.48
06:00 - 06:15	67.00	2,575.71	-43,143.14	18:00 - 18:15	62.00	2,980.94	-46,204.57
06:15 - 06:30	67.00	2,575.33	-43,136.78	18:15 - 18:30	62.00	3,109.15	-48,191.83
06:30 - 06:45	67.00	2,573.90	-43,112.83	18:30 - 18:45	62.00	3,482.15	-53,973.33
06:45 - 07:00	67.00	2,571.84	-43,078.32	18:45 - 19:00	62.00	3,499.32	-54,239.46
07:00 - 07:15	67.00	2,573.56	-43,107.13	19:00 - 19:15	62.00	3,499.87	-54,247.99
07:15 - 07:30	67.00	2,573.23	-43,101.60	19:15 - 19:30	62.00	3,739.73	-57,965.82
07:30 - 07:45	67.00	2,572.67	-43,092.22	19:30 - 19:45	62.00	5,200.60	-80,609.30
07:45 - 08:00	67.00	2,700.79	-45,238.23	19:45 - 20:00	62.00	6,000.99	-93,015.35
08:00 - 08:15	76.00	2,448.21	-46,515.99	20:00 - 20:15	59.00	5,500.22	-81,128.25
08:15 - 08:30	76.00	2,360.04	-44,840.76	20:15 - 20:30	59.00	5,500.80	-81,136.80
08:30 - 08:45	76.00	2,448.36	-46,518.84	20:30 - 20:45	59.00	5,412.34	-79,832.02
08:45 - 09:00	76.00	2,530.90	-48,087.10	20:45 - 21:00	59.00	5,012.60	-73,935.85
09:00 - 09:15	76.00	2,741.00	-52,079.00	21:00 - 21:15	59.00	4,212.31	-62,131.57
09:15 - 09:30	76.00	3,001.20	-57,022.80	21:15 - 21:30	59.00	4,199.89	-61,948.38
09:30 - 09:45	76.00	3,059.99	-58,139.81	21:30 - 21:45	59.00	4,150.32	-61,217.22
09:45 - 10:00	76.00	3,101.78	-58,933.82	21:45 - 22:00	59.00	3,741.39	-55,185.50
10:00 - 10:15	81.00	2,750.34	-55,694.39	22:00 - 22:15	62.00	3,482.23	-53,974.57
10:15 - 10:30	81.00	2,772.58	-56,144.75	22:15 - 22:30	62.00	3,468.59	-53,763.15
10:30 - 10:45	81.00	2,911.62	-58,960.31	22:30 - 22:45	62.00	3,400.88	-52,713.64
10:45 - 11:00	81.00	2,991.27	-60,573.22	22:45 - 23:00	62.00	3,313.90	-51,365.45
11:00 - 11:15	81.00	2,798.26	-56,664.77	23:00 - 23:15	62.00	3,000.56	-46,508.68
11:15 - 11:30	81.00	2,991.88	-60,585.57	23:15 - 23:30	62.00	2,602.31	-40,335.81
11:30 - 11:45	81.00	2,991.75	-60,582.94	23:30 - 23:45	62.00	2,500.31	-38,754.81
11:45 - 12:00	81.00	2,991.38	-60,575.45	23:45 - 24:00	62.00	2,400.21	-37,203.26
<b>Total Trade (Buy + Sell) MWh</b>					<b>1,592.0000</b>		<b>-4,532,714.42</b>

Authorised Signatory

 Name : Akhilesh Awasthy  
 Designation : Director Market Operations


**DAILY OBLIGATION SUMMARY REPORT**

Trading Date	: 24-Jul-18	Delivery Date	: 25-Jul-18
Entity ID	: E1WB0IPC0000	Entity Name	: IPCL Power Trading Private Limited
Portfolio Code	: E1WB0IPC0002	Portfolio Name	: India_Power_Corporation_Ltd_(Formerly_DPSC_Ltd)

•	Funds Payin(-) / Payout(+)	-4,737,724.04
•	Charges	
	> NLDC Application Fees	-8.38
	> CTU Transmission Charges	-301,497.00
	> NLDC Scheduling & Operating Charges - Buy	-200.00*
	> NLDC Scheduling & Operating Charges - Sell	0.00
	> STU Transmission Charges	-117,600.00
	> Distribution Charges	0.00
	> Any other Charges	0.00
	> SLDC Scheduling and Operating Charges	-1,000.00
	> ALDC Scheduling and Operating Charges	0.00
•	Fees	-29,400.00
	> IGST	-5,292.00
	> SGST	0.00
	> CGST	0.00
	> UTGST	0.00
•	<b>Total</b>	<b>-5,192,721.42</b>

**Remarks :**

- NLDC Application Fee = ₹ 5,000.00 / (No of Successful Portfolios - 597 ).
- Injection CTU Transmission Charges = ₹ 147.20/ MWh.
- Drawal CTU Transmission Charges = ₹ 205.10/ MWh.
- NLDC Scheduling & Operating Charges - Buy = ₹ 1.00 x (Total Traded Buy Qty in MWh)
- NLDC Scheduling & Operating Charges - Sell = ₹ 1.00 x (Total Traded Sell Qty in MWh)
- \* Max Charges applied
- State Transmission/Distribution Charges and Scheduling and Operating Charges are as per the Rate specified in Standing Clearance.
  
- Trade details displayed on the next page Annexure A.



**DAILY OBLIGATION SUMMARY REPORT**
**Daily Trade Report**

Period	Qty in MW	Rate/MWh	Amount in ₹	Period	Qty in MW	Rate/MWh	Amount in ₹
00:00 - 00:15	61.00	3,250.98	-49,577.45	12:00 - 12:15	65.00	2,991.09	-48,605.21
00:15 - 00:30	61.00	3,164.61	-48,260.30	12:15 - 12:30	65.00	2,991.21	-48,607.16
00:30 - 00:45	61.00	3,042.06	-46,391.42	12:30 - 12:45	65.00	2,991.31	-48,608.79
00:45 - 01:00	61.00	2,991.47	-45,619.92	12:45 - 13:00	65.00	2,991.28	-48,608.30
01:00 - 01:15	61.00	2,586.15	-39,438.79	13:00 - 13:15	65.00	2,700.17	-43,877.76
01:15 - 01:30	61.00	2,651.83	-40,440.41	13:15 - 13:30	65.00	2,413.25	-39,215.31
01:30 - 01:45	61.00	2,600.84	-39,662.81	13:30 - 13:45	65.00	2,411.81	-39,191.91
01:45 - 02:00	61.00	2,664.97	-40,640.79	13:45 - 14:00	65.00	2,800.57	-45,509.26
02:00 - 02:15	60.00	2,581.52	-38,722.80	14:00 - 14:15	63.00	2,409.94	-37,956.56
02:15 - 02:30	60.00	2,584.42	-38,766.30	14:15 - 14:30	63.00	2,960.86	-46,633.55
02:30 - 02:45	60.00	2,579.90	-38,698.50	14:30 - 14:45	63.00	2,989.80	-47,089.35
02:45 - 03:00	60.00	2,581.16	-38,717.40	14:45 - 15:00	63.00	2,991.17	-47,110.93
03:00 - 03:15	60.00	2,578.34	-38,675.10	15:00 - 15:15	63.00	3,000.02	-47,250.32
03:15 - 03:30	60.00	2,542.71	-38,140.65	15:15 - 15:30	63.00	2,991.84	-47,121.48
03:30 - 03:45	60.00	2,415.72	-36,235.80	15:30 - 15:45	63.00	2,991.85	-47,121.64
03:45 - 04:00	60.00	2,400.33	-36,004.95	15:45 - 16:00	63.00	2,991.80	-47,120.85
04:00 - 04:15	60.00	2,544.74	-38,171.10	16:00 - 16:15	59.00	3,020.77	-44,556.36
04:15 - 04:30	60.00	2,549.60	-38,244.00	16:15 - 16:30	59.00	2,989.96	-44,101.91
04:30 - 04:45	60.00	2,577.87	-38,668.05	16:30 - 16:45	59.00	2,989.88	-44,100.73
04:45 - 05:00	60.00	2,500.37	-37,505.55	16:45 - 17:00	59.00	2,859.79	-42,181.90
05:00 - 05:15	60.00	2,491.55	-37,373.25	17:00 - 17:15	59.00	2,815.06	-41,522.14
05:15 - 05:30	60.00	2,585.94	-38,789.10	17:15 - 17:30	59.00	2,782.84	-41,046.89
05:30 - 05:45	60.00	2,578.04	-38,670.60	17:30 - 17:45	59.00	2,809.75	-41,443.81
05:45 - 06:00	60.00	2,569.12	-38,536.80	17:45 - 18:00	59.00	2,809.71	-41,443.22
06:00 - 06:15	60.00	2,859.74	-42,896.10	18:00 - 18:15	59.00	2,782.48	-41,041.58
06:15 - 06:30	60.00	2,919.62	-43,794.30	18:15 - 18:30	59.00	3,096.65	-45,675.59
06:30 - 06:45	60.00	3,028.46	-45,426.90	18:30 - 18:45	59.00	3,499.04	-51,610.84
06:45 - 07:00	60.00	2,991.89	-44,878.35	18:45 - 19:00	59.00	3,578.04	-52,776.09
07:00 - 07:15	60.00	3,000.66	-45,009.90	19:00 - 19:15	59.00	3,969.50	-58,550.13
07:15 - 07:30	60.00	3,069.05	-46,035.75	19:15 - 19:30	59.00	5,010.58	-73,906.06
07:30 - 07:45	60.00	2,940.33	-44,104.95	19:30 - 19:45	59.00	5,119.99	-75,519.85
07:45 - 08:00	60.00	2,859.35	-42,890.25	19:45 - 20:00	59.00	8,018.10	-118,266.98
08:00 - 08:15	63.00	2,324.29	-36,607.57	20:00 - 20:15	59.00	8,018.25	-118,269.19
08:15 - 08:30	63.00	2,404.39	-37,869.14	20:15 - 20:30	59.00	9,500.01	-140,125.15
08:30 - 08:45	63.00	2,383.33	-37,537.45	20:30 - 20:45	59.00	5,999.54	-88,493.22
08:45 - 09:00	63.00	2,341.06	-36,871.70	20:45 - 21:00	59.00	5,600.53	-82,607.82
09:00 - 09:15	63.00	2,393.77	-37,701.88	21:00 - 21:15	59.00	5,012.31	-73,931.57
09:15 - 09:30	63.00	2,532.96	-39,894.12	21:15 - 21:30	59.00	4,876.82	-71,933.10
09:30 - 09:45	63.00	2,940.77	-46,317.13	21:30 - 21:45	59.00	4,843.42	-71,440.45
09:45 - 10:00	63.00	2,989.40	-47,083.05	21:45 - 22:00	59.00	4,749.06	-70,048.64
10:00 - 10:15	67.00	2,989.52	-50,074.46	22:00 - 22:15	59.00	4,150.79	-61,224.15
10:15 - 10:30	67.00	2,991.37	-50,105.45	22:15 - 22:30	59.00	3,749.87	-55,310.58
10:30 - 10:45	67.00	2,991.94	-50,115.00	22:30 - 22:45	59.00	3,578.74	-52,786.42
10:45 - 11:00	67.00	2,991.85	-50,113.49	22:45 - 23:00	59.00	3,200.04	-47,200.59
11:00 - 11:15	67.00	3,000.85	-50,264.24	23:00 - 23:15	59.00	2,520.36	-37,175.31
11:15 - 11:30	67.00	3,088.98	-51,740.42	23:15 - 23:30	59.00	3,000.68	-44,260.03
11:30 - 11:45	67.00	3,107.82	-52,055.99	23:30 - 23:45	59.00	3,286.16	-48,470.86
11:45 - 12:00	67.00	3,101.43	-51,948.95	23:45 - 24:00	59.00	3,104.15	-45,786.21
<b>Total Trade (Buy + Sell) MWh</b>					<b>1,470.0000</b>		<b>-4,737,724.04</b>

Authorised Signatory

 Name : Akhilesh Awasthy  
 Designation : Director Market Operations


**DAILY OBLIGATION SUMMARY REPORT**

Trading Date	: 25-Jul-18	Delivery Date	: 26-Jul-18
Entity ID	: E1WB0IPC0000	Entity Name	: IPCL Power Trading Private Limited
Portfolio Code	: E1WB0IPC0002	Portfolio Name	: India_Power_Corporation_Ltd_(Formerly_DPSC_Ltd)

•	Funds Payin(-) / Payout(+)	-4,528,029.00
•	Charges	
	> NLDC Application Fees	-8.16
	> CTU Transmission Charges	-307,239.80
	> NLDC Scheduling & Operating Charges - Buy	-200.00*
	> NLDC Scheduling & Operating Charges - Sell	0.00
	> STU Transmission Charges	-119,840.00
	> Distribution Charges	0.00
	> Any other Charges	0.00
	> SLDC Scheduling and Operating Charges	-1,000.00
	> ALDC Scheduling and Operating Charges	0.00
•	Fees	-29,960.00
	> IGST	-5,392.80
	> SGST	0.00
	> CGST	0.00
	> UTGST	0.00
•	<b>Total</b>	<b>-4,991,669.76</b>

**Remarks :**

- NLDC Application Fee = ₹ 5,000.00 / (No of Successful Portfolios - 613 ).
- Injection CTU Transmission Charges = ₹ 147.20/ MWh.
- Drawal CTU Transmission Charges = ₹ 205.10/ MWh.
- NLDC Scheduling & Operating Charges - Buy = ₹ 1.00 x (Total Traded Buy Qty in MWh)
- NLDC Scheduling & Operating Charges - Sell = ₹ 1.00 x (Total Traded Sell Qty in MWh)
- \* Max Charges applied
- State Transmission/Distribution Charges and Scheduling and Operating Charges are as per the Rate specified in Standing Clearance.

- Trade details displayed on the next page Annexure A.



**DAILY OBLIGATION SUMMARY REPORT**
**Daily Trade Report**

Period	Qty in MW	Rate/MWh	Amount in ₹	Period	Qty in MW	Rate/MWh	Amount in ₹
00:00 - 00:15	62.00	3,468.88	-53,767.64	12:00 - 12:15	66.00	2,378.78	-39,249.87
00:15 - 00:30	62.00	3,330.25	-51,618.88	12:15 - 12:30	66.00	2,360.39	-38,946.44
00:30 - 00:45	62.00	3,237.53	-50,181.72	12:30 - 12:45	66.00	2,334.91	-38,526.02
00:45 - 01:00	62.00	3,177.27	-49,247.69	12:45 - 13:00	66.00	2,325.69	-38,373.89
01:00 - 01:15	62.00	2,908.95	-45,088.73	13:00 - 13:15	66.00	2,344.16	-38,678.64
01:15 - 01:30	62.00	2,798.61	-43,378.46	13:15 - 13:30	66.00	2,345.97	-38,708.51
01:30 - 01:45	62.00	2,600.15	-40,302.33	13:30 - 13:45	66.00	2,345.92	-38,707.68
01:45 - 02:00	62.00	2,583.30	-40,041.15	13:45 - 14:00	66.00	2,330.94	-38,460.51
02:00 - 02:15	60.00	2,500.16	-37,502.40	14:00 - 14:15	64.00	2,461.14	-39,378.24
02:15 - 02:30	60.00	2,371.58	-35,573.70	14:15 - 14:30	64.00	2,523.54	-40,376.64
02:30 - 02:45	60.00	2,341.33	-35,119.95	14:30 - 14:45	64.00	2,580.93	-41,294.88
02:45 - 03:00	60.00	2,382.75	-35,741.25	14:45 - 15:00	64.00	2,579.08	-41,265.28
03:00 - 03:15	60.00	2,373.89	-35,608.35	15:00 - 15:15	64.00	2,899.03	-46,384.48
03:15 - 03:30	60.00	2,323.92	-34,858.80	15:15 - 15:30	64.00	2,899.20	-46,387.20
03:30 - 03:45	60.00	2,254.61	-33,819.15	15:30 - 15:45	64.00	2,899.55	-46,392.80
03:45 - 04:00	60.00	2,195.95	-32,939.25	15:45 - 16:00	64.00	2,899.63	-46,394.08
04:00 - 04:15	61.00	2,261.71	-34,491.08	16:00 - 16:15	62.00	2,899.51	-44,942.41
04:15 - 04:30	61.00	2,224.96	-33,930.64	16:15 - 16:30	62.00	2,899.16	-44,936.98
04:30 - 04:45	61.00	2,267.22	-34,575.11	16:30 - 16:45	62.00	2,899.40	-44,940.70
04:45 - 05:00	61.00	2,243.18	-34,208.50	16:45 - 17:00	62.00	2,859.85	-44,327.68
05:00 - 05:15	61.00	2,328.32	-35,506.88	17:00 - 17:15	62.00	2,782.62	-43,130.61
05:15 - 05:30	61.00	2,420.54	-36,913.24	17:15 - 17:30	62.00	2,750.32	-42,629.96
05:30 - 05:45	61.00	2,494.21	-38,036.70	17:30 - 17:45	62.00	2,782.34	-43,126.27
05:45 - 06:00	61.00	2,584.10	-39,407.53	17:45 - 18:00	62.00	2,782.44	-43,127.82
06:00 - 06:15	60.00	2,749.10	-41,236.50	18:00 - 18:15	62.00	2,799.60	-43,393.80
06:15 - 06:30	60.00	2,859.97	-42,899.55	18:15 - 18:30	62.00	3,148.68	-48,804.54
06:30 - 06:45	60.00	3,069.10	-46,036.50	18:30 - 18:45	62.00	3,539.09	-54,855.90
06:45 - 07:00	60.00	3,000.21	-45,003.15	18:45 - 19:00	62.00	3,671.57	-56,909.34
07:00 - 07:15	60.00	2,989.13	-44,836.95	19:00 - 19:15	62.00	3,891.81	-60,323.06
07:15 - 07:30	60.00	2,989.19	-44,837.85	19:15 - 19:30	62.00	4,413.19	-68,404.45
07:30 - 07:45	60.00	2,859.59	-42,893.85	19:30 - 19:45	62.00	5,012.45	-77,692.98
07:45 - 08:00	60.00	2,782.51	-41,737.65	19:45 - 20:00	62.00	5,999.06	-92,985.43
08:00 - 08:15	64.00	2,585.63	-41,370.08	20:00 - 20:15	62.00	5,100.68	-79,060.54
08:15 - 08:30	64.00	2,749.94	-43,999.04	20:15 - 20:30	62.00	5,999.71	-92,995.51
08:30 - 08:45	64.00	2,582.78	-41,324.48	20:30 - 20:45	62.00	5,630.89	-87,278.80
08:45 - 09:00	64.00	2,448.82	-39,181.12	20:45 - 21:00	62.00	5,100.32	-79,054.96
09:00 - 09:15	64.00	2,351.18	-37,618.88	21:00 - 21:15	62.00	5,000.11	-77,501.71
09:15 - 09:30	64.00	2,448.96	-39,183.36	21:15 - 21:30	62.00	5,012.07	-77,687.09
09:30 - 09:45	64.00	2,575.74	-41,211.84	21:30 - 21:45	62.00	4,750.43	-73,631.67
09:45 - 10:00	64.00	2,534.63	-40,554.08	21:45 - 22:00	62.00	4,312.59	-66,845.15
10:00 - 10:15	66.00	2,579.34	-42,559.11	22:00 - 22:15	60.00	3,851.57	-57,773.55
10:15 - 10:30	66.00	2,583.81	-42,632.87	22:15 - 22:30	60.00	3,744.03	-56,160.45
10:30 - 10:45	66.00	2,701.14	-44,568.81	22:30 - 22:45	60.00	3,494.44	-52,416.60
10:45 - 11:00	66.00	2,750.62	-45,385.23	22:45 - 23:00	60.00	3,468.08	-52,021.20
11:00 - 11:15	66.00	2,782.20	-45,906.30	23:00 - 23:15	60.00	3,272.87	-49,093.05
11:15 - 11:30	66.00	2,774.32	-45,776.28	23:15 - 23:30	60.00	3,295.38	-49,430.70
11:30 - 11:45	66.00	2,583.39	-42,625.94	23:30 - 23:45	60.00	3,250.61	-48,759.15
11:45 - 12:00	66.00	2,580.85	-42,584.03	23:45 - 24:00	60.00	3,229.29	-48,439.35
<b>Total Trade (Buy + Sell) MWh</b>					<b>1,498.0000</b>		<b>-4,528,029.00</b>



Authorised Signatory

 Name : Akhilesh Awasthy  
 Designation : Director Market Operations

**DAILY OBLIGATION SUMMARY REPORT**

Trading Date	: 26-Jul-18	Delivery Date	: 27-Jul-18
Entity ID	: E1WB0IPC0000	Entity Name	: IPCL Power Trading Private Limited
Portfolio Code	: E1WB0IPC0002	Portfolio Name	: India_Power_Corporation_Ltd_(Formerly_DPSC_Ltd)

•	Funds Payin(-) / Payout(+)	-4,332,549.27
•	Charges	
	> NLDC Application Fees	-8.29
	> CTU Transmission Charges	-306,009.20
	> NLDC Scheduling & Operating Charges - Buy	-200.00*
	> NLDC Scheduling & Operating Charges - Sell	0.00
	> STU Transmission Charges	-119,360.00
	> Distribution Charges	0.00
	> Any other Charges	0.00
	> SLDC Scheduling and Operating Charges	-1,000.00
	> ALDC Scheduling and Operating Charges	0.00
•	Fees	-29,840.00
	> IGST	-5,371.20
	> SGST	0.00
	> CGST	0.00
	> UTGST	0.00
•	Total	-4,794,337.96

**Remarks :**

- NLDC Application Fee = ₹ 5,000.00 / (No of Successful Portfolios - 603 ).
- Injection CTU Transmission Charges = ₹ 147.20/ MWh.
- Drawal CTU Transmission Charges = ₹ 205.10/ MWh.
- NLDC Scheduling & Operating Charges - Buy = ₹ 1.00 x (Total Traded Buy Qty in MWh)
- NLDC Scheduling & Operating Charges - Sell = ₹ 1.00 x (Total Traded Sell Qty in MWh)
- \* Max Charges applied
- State Transmission/Distribution Charges and Scheduling and Operating Charges are as per the Rate specified in Standing Clearance.

- Trade details displayed on the next page Annexure A.



**DAILY OBLIGATION SUMMARY REPORT**
**Daily Trade Report**

Period	Qty in MW	Rate/MWh	Amount in ₹	Period	Qty in MW	Rate/MWh	Amount in ₹
00:00 - 00:15	62.00	2,959.79	-45,876.75	12:00 - 12:15	66.00	2,432.21	-40,131.47
00:15 - 00:30	62.00	2,860.51	-44,337.91	12:15 - 12:30	66.00	2,384.31	-39,341.12
00:30 - 00:45	62.00	2,799.23	-43,388.07	12:30 - 12:45	66.00	2,378.65	-39,247.73
00:45 - 01:00	62.00	2,702.39	-41,887.05	12:45 - 13:00	66.00	2,356.57	-38,883.41
01:00 - 01:15	62.00	2,553.55	-39,580.03	13:00 - 13:15	66.00	2,324.44	-38,353.26
01:15 - 01:30	62.00	2,488.23	-38,567.57	13:15 - 13:30	66.00	2,308.84	-38,095.86
01:30 - 01:45	62.00	2,427.81	-37,631.06	13:30 - 13:45	66.00	2,291.75	-37,813.88
01:45 - 02:00	62.00	2,359.15	-36,566.83	13:45 - 14:00	66.00	2,307.91	-38,080.52
02:00 - 02:15	59.00	2,290.56	-33,785.76	14:00 - 14:15	64.00	2,310.36	-36,965.76
02:15 - 02:30	59.00	2,180.30	-32,159.43	14:15 - 14:30	64.00	2,332.67	-37,322.72
02:30 - 02:45	59.00	2,146.85	-31,666.04	14:30 - 14:45	64.00	2,489.41	-39,830.56
02:45 - 03:00	59.00	2,109.73	-31,118.52	14:45 - 15:00	64.00	2,489.81	-39,836.96
03:00 - 03:15	59.00	2,109.73	-31,118.52	15:00 - 15:15	64.00	2,585.28	-41,364.48
03:15 - 03:30	59.00	2,109.57	-31,116.16	15:15 - 15:30	64.00	2,755.50	-44,088.00
03:30 - 03:45	59.00	2,109.19	-31,110.55	15:30 - 15:45	64.00	2,779.99	-44,479.84
03:45 - 04:00	59.00	2,106.48	-31,070.58	15:45 - 16:00	64.00	2,799.18	-44,786.88
04:00 - 04:15	61.00	2,109.79	-32,174.30	16:00 - 16:15	62.00	2,799.81	-43,397.06
04:15 - 04:30	61.00	2,109.74	-32,173.54	16:15 - 16:30	62.00	2,799.85	-43,397.68
04:30 - 04:45	61.00	2,185.03	-33,321.71	16:30 - 16:45	62.00	2,849.42	-44,166.01
04:45 - 05:00	61.00	2,215.45	-33,785.61	16:45 - 17:00	62.00	2,859.52	-44,322.56
05:00 - 05:15	61.00	2,301.32	-35,095.13	17:00 - 17:15	62.00	2,889.61	-44,788.96
05:15 - 05:30	61.00	2,370.35	-36,147.84	17:15 - 17:30	62.00	2,859.99	-44,329.85
05:30 - 05:45	61.00	2,433.94	-37,117.59	17:30 - 17:45	62.00	2,889.29	-44,784.00
05:45 - 06:00	61.00	2,487.01	-37,926.90	17:45 - 18:00	62.00	2,969.03	-46,019.97
06:00 - 06:15	59.00	2,799.57	-41,293.66	18:00 - 18:15	62.00	3,171.91	-49,164.61
06:15 - 06:30	59.00	2,840.71	-41,900.47	18:15 - 18:30	62.00	3,393.03	-52,591.97
06:30 - 06:45	59.00	2,819.38	-41,585.86	18:30 - 18:45	62.00	3,399.26	-52,688.53
06:45 - 07:00	59.00	2,799.84	-41,297.64	18:45 - 19:00	62.00	3,639.91	-56,418.61
07:00 - 07:15	59.00	2,682.20	-39,562.45	19:00 - 19:15	62.00	3,735.22	-57,895.91
07:15 - 07:30	59.00	2,655.06	-39,162.14	19:15 - 19:30	62.00	4,200.68	-65,110.54
07:30 - 07:45	59.00	2,609.88	-38,495.73	19:30 - 19:45	62.00	5,012.38	-77,691.89
07:45 - 08:00	59.00	2,699.90	-39,823.53	19:45 - 20:00	62.00	5,089.03	-78,879.97
08:00 - 08:15	64.00	2,577.83	-41,245.28	20:00 - 20:15	62.00	5,012.29	-77,690.50
08:15 - 08:30	64.00	2,782.49	-44,519.84	20:15 - 20:30	62.00	5,412.42	-83,892.51
08:30 - 08:45	64.00	2,753.29	-44,052.64	20:30 - 20:45	62.00	5,050.16	-78,277.48
08:45 - 09:00	64.00	2,623.80	-41,980.80	20:45 - 21:00	62.00	5,012.23	-77,689.57
09:00 - 09:15	64.00	2,545.21	-40,723.36	21:00 - 21:15	62.00	4,989.20	-77,332.60
09:15 - 09:30	64.00	2,569.89	-41,118.24	21:15 - 21:30	62.00	4,250.14	-65,877.17
09:30 - 09:45	64.00	2,582.35	-41,317.60	21:30 - 21:45	62.00	4,144.77	-64,243.94
09:45 - 10:00	64.00	2,579.27	-41,268.32	21:45 - 22:00	62.00	3,959.46	-61,371.63
10:00 - 10:15	66.00	2,579.98	-42,569.67	22:00 - 22:15	59.00	3,399.61	-50,144.25
10:15 - 10:30	66.00	2,609.01	-43,048.67	22:15 - 22:30	59.00	3,441.25	-50,758.44
10:30 - 10:45	66.00	2,764.43	-45,613.10	22:30 - 22:45	59.00	3,399.47	-50,142.18
10:45 - 11:00	66.00	2,799.02	-46,183.83	22:45 - 23:00	59.00	3,379.36	-49,845.56
11:00 - 11:15	66.00	2,587.86	-42,699.69	23:00 - 23:15	59.00	3,285.86	-48,466.44
11:15 - 11:30	66.00	2,609.96	-43,064.34	23:15 - 23:30	59.00	3,302.09	-48,705.83
11:30 - 11:45	66.00	2,585.68	-42,663.72	23:30 - 23:45	59.00	3,226.32	-47,588.22
11:45 - 12:00	66.00	2,584.37	-42,642.11	23:45 - 24:00	59.00	3,369.25	-49,696.44
<b>Total Trade (Buy + Sell) MWh</b>					<b>1,492.0000</b>		<b>-4,332,549.27</b>

Authorised Signatory

 Name : Akhilesh Awasthy  
 Designation : Director Market Operations


**DAILY OBLIGATION SUMMARY REPORT**

Trading Date	: 27-Jul-18	Delivery Date	: 28-Jul-18
Entity ID	: E1WB0IPC0000	Entity Name	: IPCL Power Trading Private Limited
Portfolio Code	: E1WB0IPC0002	Portfolio Name	: India_Power_Corporation_Ltd_(Formerly_DPSC_Ltd)

•	Funds Payin(-) / Payout(+)	-5,152,745.91
•	Charges	
	> NLDC Application Fees	-8.47
	> CTU Transmission Charges	-347,439.40
	> NLDC Scheduling & Operating Charges - Buy	-200.00*
	> NLDC Scheduling & Operating Charges - Sell	0.00
	> STU Transmission Charges	-135,520.00
	> Distribution Charges	0.00
	> Any other Charges	0.00
	> SLDC Scheduling and Operating Charges	-1,000.00
	> ALDC Scheduling and Operating Charges	0.00
•	Fees	-33,880.00
	> IGST	-6,098.40
	> SGST	0.00
	> CGST	0.00
	> UTGST	0.00
•	<b>Total</b>	<b>-5,676,892.18</b>

**Remarks :**

- NLDC Application Fee = ` 5,000.00 / (No of Successful Portfolios - 590).
- Injection CTU Transmission Charges = ` 147.20/ MWh.
- Drawal CTU Transmission Charges = ` 205.10/ MWh.
- NLDC Scheduling & Operating Charges - Buy = ` 1.00 x (Total Traded Buy Qty in MWh)
- NLDC Scheduling & Operating Charges - Sell = ` 1.00 x (Total Traded Sell Qty in MWh)
- \* Max Charges applied
- State Transmission/Distribution Charges and Scheduling and Operating Charges are as per the Rate specified in Standing Clearance.
- Trade details displayed on the next page Annexure A.





**DAILY OBLIGATION SUMMARY REPORT**
**Daily Trade Report**

Period	Qty in MW	Rate/MWh	Amount in `	Period	Qty in MW	Rate/MWh	Amount in `
00:00 - 00:15	70.00	3,324.48	-58,178.40	12:00 - 12:15	74.00	2,449.82	-45,321.67
00:15 - 00:30	70.00	3,244.45	-56,777.88	12:15 - 12:30	74.00	2,429.37	-44,943.35
00:30 - 00:45	70.00	3,213.57	-56,237.48	12:30 - 12:45	74.00	2,389.92	-44,213.52
00:45 - 01:00	70.00	3,047.60	-53,333.00	12:45 - 13:00	74.00	2,389.60	-44,207.60
01:00 - 01:15	70.00	3,080.28	-53,904.90	13:00 - 13:15	74.00	2,389.06	-44,197.61
01:15 - 01:30	70.00	3,053.76	-53,440.80	13:15 - 13:30	74.00	2,389.29	-44,201.87
01:30 - 01:45	70.00	2,991.23	-52,346.53	13:30 - 13:45	74.00	2,375.24	-43,941.94
01:45 - 02:00	70.00	2,991.99	-52,359.83	13:45 - 14:00	74.00	2,330.85	-43,120.73
02:00 - 02:15	67.00	2,979.41	-49,905.12	14:00 - 14:15	72.00	2,330.80	-41,954.40
02:15 - 02:30	67.00	2,673.15	-44,775.26	14:15 - 14:30	72.00	2,348.18	-42,267.24
02:30 - 02:45	67.00	2,586.05	-43,316.34	14:30 - 14:45	72.00	2,389.22	-43,005.96
02:45 - 03:00	67.00	2,580.00	-43,215.00	14:45 - 15:00	72.00	2,389.20	-43,005.60
03:00 - 03:15	67.00	2,578.89	-43,196.41	15:00 - 15:15	72.00	2,389.37	-43,008.66
03:15 - 03:30	67.00	2,576.49	-43,156.21	15:15 - 15:30	72.00	2,389.35	-43,008.30
03:30 - 03:45	67.00	2,515.54	-42,135.30	15:30 - 15:45	72.00	2,389.07	-43,003.26
03:45 - 04:00	67.00	2,457.36	-41,160.78	15:45 - 16:00	72.00	2,389.33	-43,007.94
04:00 - 04:15	68.00	2,537.99	-43,145.83	16:00 - 16:15	72.00	2,336.87	-42,063.66
04:15 - 04:30	68.00	2,579.89	-43,858.13	16:15 - 16:30	72.00	2,369.11	-43,003.98
04:30 - 04:45	68.00	2,600.63	-44,210.71	16:30 - 16:45	72.00	2,389.94	-43,018.92
04:45 - 05:00	68.00	2,700.62	-45,910.54	16:45 - 17:00	72.00	2,389.37	-43,008.66
05:00 - 05:15	68.00	2,859.50	-48,611.50	17:00 - 17:15	72.00	2,579.01	-46,422.18
05:15 - 05:30	68.00	2,859.15	-48,605.55	17:15 - 17:30	72.00	2,780.81	-50,054.58
05:30 - 05:45	68.00	2,859.94	-48,618.98	17:30 - 17:45	72.00	2,850.14	-51,302.52
05:45 - 06:00	68.00	2,882.84	-49,008.28	17:45 - 18:00	72.00	2,859.36	-51,468.48
06:00 - 06:15	68.00	2,947.24	-50,103.08	18:00 - 18:15	72.00	3,004.07	-54,073.26
06:15 - 06:30	68.00	3,022.96	-51,390.32	18:15 - 18:30	72.00	3,206.23	-57,712.14
06:30 - 06:45	68.00	3,028.00	-51,476.00	18:30 - 18:45	72.00	3,499.36	-62,988.48
06:45 - 07:00	68.00	3,063.62	-52,081.54	18:45 - 19:00	72.00	3,642.13	-65,558.34
07:00 - 07:15	68.00	3,244.23	-55,151.91	19:00 - 19:15	72.00	3,964.51	-71,361.18
07:15 - 07:30	68.00	3,200.09	-54,401.53	19:15 - 19:30	72.00	5,012.80	-90,230.40
07:30 - 07:45	68.00	3,004.09	-51,069.53	19:30 - 19:45	72.00	5,360.13	-96,482.34
07:45 - 08:00	68.00	3,049.15	-51,835.55	19:45 - 20:00	72.00	5,999.44	-107,989.92
08:00 - 08:15	72.00	2,947.31	-53,051.58	20:00 - 20:15	70.00	5,012.65	-87,721.38
08:15 - 08:30	72.00	3,049.96	-54,899.28	20:15 - 20:30	70.00	5,412.62	-94,720.85
08:30 - 08:45	72.00	3,049.27	-54,886.86	20:30 - 20:45	70.00	5,012.91	-87,725.93
08:45 - 09:00	72.00	3,004.42	-54,079.56	20:45 - 21:00	70.00	5,012.08	-87,711.40
09:00 - 09:15	72.00	2,859.79	-51,476.22	21:00 - 21:15	70.00	4,881.71	-85,429.93
09:15 - 09:30	72.00	2,809.77	-50,575.86	21:15 - 21:30	70.00	4,690.90	-82,090.75
09:30 - 09:45	72.00	2,699.85	-48,597.30	21:30 - 21:45	70.00	4,150.76	-72,638.30
09:45 - 10:00	72.00	2,699.25	-48,586.50	21:45 - 22:00	70.00	3,800.21	-66,503.68
10:00 - 10:15	74.00	2,699.31	-49,937.24	22:00 - 22:15	68.00	3,441.22	-58,500.74
10:15 - 10:30	74.00	2,629.67	-48,648.90	22:15 - 22:30	68.00	3,393.87	-57,695.79
10:30 - 10:45	74.00	2,629.29	-48,641.87	22:30 - 22:45	68.00	3,393.99	-57,697.83
10:45 - 11:00	74.00	2,629.70	-48,649.45	22:45 - 23:00	68.00	3,393.26	-57,685.42
11:00 - 11:15	74.00	2,629.69	-48,649.27	23:00 - 23:15	68.00	3,029.58	-51,502.86
11:15 - 11:30	74.00	2,629.04	-48,637.24	23:15 - 23:30	68.00	3,009.87	-51,167.79
11:30 - 11:45	74.00	2,619.88	-48,467.78	23:30 - 23:45	68.00	2,999.12	-50,985.04
11:45 - 12:00	74.00	2,619.90	-48,468.15	23:45 - 24:00	68.00	2,744.02	-46,648.34
<b>Total Trade (Buy + Sell) MWh</b>					<b>1,694.0000</b>		<b>-5,152,745.91</b>



Authorised Signatory

 Name : Akhilesh Awasthy  
 Designation : Director Market Operations

**DAILY OBLIGATION SUMMARY REPORT**

Trading Date	: 28-Jul-18	Delivery Date	: 29-Jul-18
Entity ID	: E1WB0IPC0000	Entity Name	: IPCL Power Trading Private Limited
Portfolio Code	: E1WB0IPC0002	Portfolio Name	: India_Power_Corporation_Ltd_(Formerly_DPSC_Ltd)

•	Funds Payin(-) / Payout(+)	-4,534,899.98
•	Charges	
	> NLDC Application Fees	-8.70
	> CTU Transmission Charges	-324,058.00
	> NLDC Scheduling & Operating Charges - Buy	-200.00*
	> NLDC Scheduling & Operating Charges - Sell	0.00
	> STU Transmission Charges	-126,400.00
	> Distribution Charges	0.00
	> Any other Charges	0.00
	> SLDC Scheduling and Operating Charges	-1,000.00
	> ALDC Scheduling and Operating Charges	0.00
•	Fees	-31,600.00
	> IGST	-5,688.00
	> SGST	0.00
	> CGST	0.00
	> UTGST	0.00
•	<b>Total</b>	<b>-5,023,854.68</b>

## Remarks :

- NLDC Application Fee = ₹ 5,000.00 / (No of Successful Portfolios - 575 ).
- Injection CTU Transmission Charges = ₹ 147.20/ MWh.
- Drawal CTU Transmission Charges = ₹ 205.10/ MWh.
- NLDC Scheduling & Operating Charges - Buy = ₹ 1.00 x (Total Traded Buy Qty in MWh)
- NLDC Scheduling & Operating Charges - Sell = ₹ 1.00 x (Total Traded Sell Qty in MWh)
- \* Max Charges applied
- State Transmission/Distribution Charges and Scheduling and Operating Charges are as per the Rate specified in Standing Clearance.
  
- Trade details displayed on the next page Annexure A.



**DAILY OBLIGATION SUMMARY REPORT**
**Daily Trade Report**

Period	Qty in MW	Rate/MWh	Amount in ₹	Period	Qty in MW	Rate/MWh	Amount in ₹
00:00 - 00:15	68.00	3,225.29	-54,829.93	12:00 - 12:15	68.00	2,249.69	-38,244.73
00:15 - 00:30	68.00	3,004.27	-51,072.59	12:15 - 12:30	68.00	2,249.68	-38,244.56
00:30 - 00:45	68.00	2,899.76	-49,295.92	12:30 - 12:45	68.00	2,249.73	-38,245.41
00:45 - 01:00	68.00	2,700.52	-45,908.84	12:45 - 13:00	68.00	2,249.88	-38,247.96
01:00 - 01:15	68.00	2,899.35	-49,288.95	13:00 - 13:15	68.00	2,249.69	-38,244.73
01:15 - 01:30	68.00	2,899.94	-49,298.98	13:15 - 13:30	68.00	2,249.34	-38,238.78
01:30 - 01:45	68.00	2,899.92	-49,298.64	13:30 - 13:45	68.00	2,249.33	-38,238.61
01:45 - 02:00	68.00	2,899.20	-49,286.40	13:45 - 14:00	68.00	2,249.51	-38,241.67
02:00 - 02:15	64.00	2,650.11	-42,401.76	14:00 - 14:15	66.00	2,249.73	-37,120.55
02:15 - 02:30	64.00	2,500.37	-40,005.92	14:15 - 14:30	66.00	2,249.85	-37,122.53
02:30 - 02:45	64.00	2,460.46	-39,367.36	14:30 - 14:45	66.00	2,267.41	-37,412.27
02:45 - 03:00	64.00	2,400.97	-38,415.52	14:45 - 15:00	66.00	2,297.70	-37,912.05
03:00 - 03:15	64.00	2,330.25	-37,284.00	15:00 - 15:15	66.00	2,389.79	-39,431.54
03:15 - 03:30	64.00	2,279.61	-36,473.76	15:15 - 15:30	66.00	2,395.57	-39,526.91
03:30 - 03:45	64.00	2,308.69	-36,939.04	15:30 - 15:45	66.00	2,406.14	-39,701.31
03:45 - 04:00	64.00	2,279.59	-36,473.44	15:45 - 16:00	66.00	2,619.27	-43,217.96
04:00 - 04:15	69.00	2,609.80	-45,019.05	16:00 - 16:15	61.00	2,619.10	-39,941.28
04:15 - 04:30	69.00	2,609.75	-45,018.19	16:15 - 16:30	61.00	2,619.15	-39,942.04
04:30 - 04:45	69.00	2,914.45	-50,274.26	16:30 - 16:45	61.00	2,619.37	-39,945.39
04:45 - 05:00	69.00	2,947.16	-50,838.51	16:45 - 17:00	61.00	2,619.51	-39,947.53
05:00 - 05:15	69.00	2,859.28	-49,322.58	17:00 - 17:15	61.00	2,619.79	-39,951.80
05:15 - 05:30	69.00	2,859.21	-49,321.37	17:15 - 17:30	61.00	2,619.40	-39,945.85
05:30 - 05:45	69.00	2,859.47	-49,325.86	17:30 - 17:45	61.00	2,619.53	-39,947.83
05:45 - 06:00	69.00	2,859.72	-49,330.17	17:45 - 18:00	61.00	2,619.33	-39,944.78
06:00 - 06:15	66.00	2,947.73	-48,637.55	18:00 - 18:15	65.00	2,859.68	-46,469.80
06:15 - 06:30	66.00	2,947.83	-48,639.20	18:15 - 18:30	65.00	3,039.40	-49,390.25
06:30 - 06:45	66.00	2,989.18	-49,321.47	18:30 - 18:45	65.00	3,238.47	-52,625.14
06:45 - 07:00	66.00	3,000.65	-49,510.73	18:45 - 19:00	65.00	3,393.24	-55,140.15
07:00 - 07:15	66.00	2,947.30	-48,630.45	19:00 - 19:15	65.00	3,699.52	-60,117.20
07:15 - 07:30	66.00	2,947.17	-48,628.31	19:15 - 19:30	65.00	4,150.20	-67,440.75
07:30 - 07:45	66.00	2,947.76	-48,638.04	19:30 - 19:45	65.00	4,500.95	-73,140.44
07:45 - 08:00	66.00	3,004.16	-49,568.64	19:45 - 20:00	65.00	4,599.23	-74,737.49
08:00 - 08:15	64.00	2,947.77	-47,164.32	20:00 - 20:15	65.00	4,597.35	-74,706.94
08:15 - 08:30	64.00	2,899.70	-46,395.20	20:15 - 20:30	65.00	4,807.60	-78,123.50
08:30 - 08:45	64.00	2,899.50	-46,392.00	20:30 - 20:45	65.00	4,599.31	-74,738.79
08:45 - 09:00	64.00	2,859.45	-45,751.20	20:45 - 21:00	65.00	4,596.00	-74,685.00
09:00 - 09:15	64.00	2,859.08	-45,745.28	21:00 - 21:15	65.00	4,500.45	-73,132.31
09:15 - 09:30	64.00	2,699.91	-43,198.56	21:15 - 21:30	65.00	4,312.73	-70,081.86
09:30 - 09:45	64.00	2,322.64	-37,162.24	21:30 - 21:45	65.00	3,950.51	-64,195.79
09:45 - 10:00	64.00	2,351.97	-37,631.52	21:45 - 22:00	65.00	3,680.28	-59,804.55
10:00 - 10:15	67.00	2,391.64	-40,059.97	22:00 - 22:15	67.00	3,254.70	-54,516.23
10:15 - 10:30	67.00	2,373.21	-39,751.27	22:15 - 22:30	67.00	3,300.60	-55,285.05
10:30 - 10:45	67.00	2,439.09	-40,854.76	22:30 - 22:45	67.00	3,300.27	-55,279.52
10:45 - 11:00	67.00	2,411.29	-40,389.11	22:45 - 23:00	67.00	3,225.41	-54,025.62
11:00 - 11:15	67.00	2,285.31	-38,278.94	23:00 - 23:15	67.00	3,000.74	-50,262.40
11:15 - 11:30	67.00	2,249.99	-37,687.33	23:15 - 23:30	67.00	2,899.17	-48,561.10
11:30 - 11:45	67.00	2,249.91	-37,685.99	23:30 - 23:45	67.00	2,600.16	-43,552.68
11:45 - 12:00	67.00	2,249.90	-37,685.83	23:45 - 24:00	67.00	2,413.76	-40,430.48
<b>Total Trade (Buy + Sell) MWh</b>					<b>1,580.0000</b>		<b>-4,534,899.98</b>

Authorised Signatory

 Name : Akhilesh Awasthy  
 Designation : Director Market Operations


**DAILY OBLIGATION SUMMARY REPORT**

Trading Date	: 29-Jul-18	Delivery Date	: 30-Jul-18
Entity ID	: E1WB0IPC0000	Entity Name	: IPCL Power Trading Private Limited
Portfolio Code	: E1WB0IPC0002	Portfolio Name	: India_Power_Corporation_Ltd_(Formerly_DPSC_Ltd)

•	Funds Payin(-) / Payout(+)	-5,715,225.45
•	Charges	
	> NLDC Application Fees	-8.68
	> CTU Transmission Charges	-332,262.00
	> NLDC Scheduling & Operating Charges - Buy	-200.00*
	> NLDC Scheduling & Operating Charges - Sell	0.00
	> STU Transmission Charges	-129,600.00
	> Distribution Charges	0.00
	> Any other Charges	0.00
	> SLDC Scheduling and Operating Charges	-1,000.00
	> ALDC Scheduling and Operating Charges	0.00
•	Fees	-32,400.00
	> IGST	-5,832.00
	> SGST	0.00
	> CGST	0.00
	> UTGST	0.00
•	<b>Total</b>	<b>-6,216,528.13</b>

## Remarks :

- NLDC Application Fee = ` 5,000.00 / (No of Successful Portfolios - 576 ).
- Injection CTU Transmission Charges = ` 147.20/ MWh.
- Drawal CTU Transmission Charges = ` 205.10/ MWh.
- NLDC Scheduling & Operating Charges - Buy = ` 1.00 x (Total Traded Buy Qty in MWh)
- NLDC Scheduling & Operating Charges - Sell = ` 1.00 x (Total Traded Sell Qty in MWh)
- \* Max Charges applied
- State Transmission/Distribution Charges and Scheduling and Operating Charges are as per the Rate specified in Standing Clearance.
  
- Trade details displayed on the next page Annexure A.



**DAILY OBLIGATION SUMMARY REPORT**
**Daily Trade Report**

Period	Qty in MW	Rate/MWh	Amount in `	Period	Qty in MW	Rate/MWh	Amount in `
00:00 - 00:15	66.00	3,512.65	-57,958.73	12:00 - 12:15	71.00	2,839.88	-50,407.87
00:15 - 00:30	66.00	3,400.27	-56,104.46	12:15 - 12:30	71.00	2,839.17	-50,395.27
00:30 - 00:45	66.00	3,001.17	-49,519.31	12:30 - 12:45	71.00	2,800.98	-49,717.40
00:45 - 01:00	66.00	2,859.64	-47,184.06	12:45 - 13:00	71.00	2,750.34	-48,818.54
01:00 - 01:15	66.00	2,859.63	-47,183.90	13:00 - 13:15	71.00	2,749.25	-48,799.19
01:15 - 01:30	66.00	2,859.12	-47,175.48	13:15 - 13:30	71.00	2,637.85	-46,821.84
01:30 - 01:45	66.00	2,859.51	-47,181.92	13:30 - 13:45	71.00	2,637.72	-46,819.53
01:45 - 02:00	66.00	2,859.14	-47,175.81	13:45 - 14:00	71.00	2,637.89	-46,822.55
02:00 - 02:15	64.00	2,700.76	-43,212.16	14:00 - 14:15	69.00	2,749.80	-47,434.05
02:15 - 02:30	64.00	2,859.20	-45,747.20	14:15 - 14:30	69.00	2,839.11	-48,974.65
02:30 - 02:45	64.00	2,700.98	-43,215.68	14:30 - 14:45	69.00	2,899.16	-50,010.51
02:45 - 03:00	64.00	2,520.94	-40,335.04	14:45 - 15:00	69.00	2,899.52	-50,016.72
03:00 - 03:15	64.00	2,600.57	-41,609.12	15:00 - 15:15	69.00	2,990.57	-51,587.33
03:15 - 03:30	64.00	2,500.11	-40,001.76	15:15 - 15:30	69.00	2,990.84	-51,591.99
03:30 - 03:45	64.00	2,500.04	-40,000.64	15:30 - 15:45	69.00	2,990.98	-51,594.41
03:45 - 04:00	64.00	2,461.47	-39,383.52	15:45 - 16:00	69.00	3,019.78	-52,091.21
04:00 - 04:15	66.00	2,990.06	-49,335.99	16:00 - 16:15	69.00	3,169.46	-54,673.19
04:15 - 04:30	66.00	2,909.24	-48,002.46	16:15 - 16:30	69.00	3,169.35	-54,671.29
04:30 - 04:45	66.00	2,990.90	-49,349.85	16:30 - 16:45	69.00	3,323.02	-57,322.10
04:45 - 05:00	66.00	2,990.58	-49,344.57	16:45 - 17:00	69.00	3,323.53	-57,330.89
05:00 - 05:15	66.00	2,859.25	-47,177.63	17:00 - 17:15	69.00	3,169.16	-54,668.01
05:15 - 05:30	66.00	2,859.35	-47,179.28	17:15 - 17:30	69.00	3,143.71	-54,229.00
05:30 - 05:45	66.00	2,859.04	-47,174.16	17:30 - 17:45	69.00	3,169.07	-54,666.46
05:45 - 06:00	66.00	2,859.27	-47,177.96	17:45 - 18:00	69.00	3,149.98	-54,337.16
06:00 - 06:15	64.00	2,989.33	-47,829.28	18:00 - 18:15	69.00	3,169.28	-54,670.08
06:15 - 06:30	64.00	3,000.45	-48,007.20	18:15 - 18:30	69.00	3,380.50	-58,313.63
06:30 - 06:45	64.00	3,004.65	-48,074.40	18:30 - 18:45	69.00	3,964.37	-68,385.38
06:45 - 07:00	64.00	3,149.39	-50,390.24	18:45 - 19:00	69.00	4,250.42	-73,319.75
07:00 - 07:15	64.00	3,149.65	-50,394.40	19:00 - 19:15	69.00	5,314.15	-91,669.09
07:15 - 07:30	64.00	3,215.35	-51,445.60	19:15 - 19:30	69.00	6,600.06	-113,851.04
07:30 - 07:45	64.00	3,224.82	-51,597.12	19:30 - 19:45	69.00	6,900.81	-119,038.97
07:45 - 08:00	64.00	3,250.40	-52,006.40	19:45 - 20:00	69.00	7,500.71	-129,387.25
08:00 - 08:15	69.00	2,990.00	-51,577.50	20:00 - 20:15	67.00	7,500.76	-125,637.73
08:15 - 08:30	69.00	3,169.05	-54,666.11	20:15 - 20:30	67.00	7,000.78	-117,263.07
08:30 - 08:45	69.00	3,169.18	-54,668.36	20:30 - 20:45	67.00	6,600.64	-110,560.72
08:45 - 09:00	69.00	3,149.33	-54,325.94	20:45 - 21:00	67.00	6,600.45	-110,557.54
09:00 - 09:15	69.00	3,169.38	-54,671.81	21:00 - 21:15	67.00	6,500.52	-108,883.71
09:15 - 09:30	69.00	3,143.12	-54,218.82	21:15 - 21:30	67.00	6,200.57	-103,859.55
09:30 - 09:45	69.00	2,989.59	-51,570.43	21:30 - 21:45	67.00	5,700.64	-95,485.72
09:45 - 10:00	69.00	2,989.93	-51,576.29	21:45 - 22:00	67.00	5,500.30	-92,130.03
10:00 - 10:15	72.00	3,143.24	-56,578.32	22:00 - 22:15	64.00	5,000.75	-80,012.00
10:15 - 10:30	72.00	3,143.53	-56,583.54	22:15 - 22:30	64.00	5,000.07	-80,001.12
10:30 - 10:45	72.00	3,149.05	-56,682.90	22:30 - 22:45	64.00	4,150.63	-66,410.08
10:45 - 11:00	72.00	3,224.06	-58,033.08	22:45 - 23:00	64.00	3,466.63	-55,466.08
11:00 - 11:15	72.00	3,143.45	-56,582.10	23:00 - 23:15	64.00	3,699.34	-59,189.44
11:15 - 11:30	72.00	3,143.28	-56,579.04	23:15 - 23:30	64.00	3,699.02	-59,184.32
11:30 - 11:45	72.00	3,109.09	-55,963.62	23:30 - 23:45	64.00	3,511.76	-56,188.16
11:45 - 12:00	72.00	3,004.34	-54,078.12	23:45 - 24:00	64.00	3,508.04	-56,128.64
<b>Total Trade (Buy + Sell) MWh</b>					<b>1,620.0000</b>		<b>-5,715,225.45</b>

Authorised Signatory

 Name : Akhilesh Awasthy  
 Designation : Director Market Operations


**DAILY OBLIGATION SUMMARY REPORT**

Trading Date	: 30-Jul-18	Delivery Date	: 31-Jul-18
Entity ID	: E1WB0IPC0000	Entity Name	: IPCL Power Trading Private Limited
Portfolio Code	: E1WB0IPC0002	Portfolio Name	: India_Power_Corporation_Ltd_(Formerly_DPSC_Ltd)

•	Funds Payin(-) / Payout(+)	-5,904,126.87
•	Charges	
	> NLDC Application Fees	-8.94
	> CTU Transmission Charges	-331,851.80
	> NLDC Scheduling & Operating Charges - Buy	-200.00*
	> NLDC Scheduling & Operating Charges - Sell	0.00
	> STU Transmission Charges	-129,440.00
	> Distribution Charges	0.00
	> Any other Charges	0.00
	> SLDC Scheduling and Operating Charges	-1,000.00
	> ALDC Scheduling and Operating Charges	0.00
•	Fees	-32,360.00
	> IGST	-5,824.80
	> SGST	0.00
	> CGST	0.00
	> UTGST	0.00
•	<b>Total</b>	<b>-6,404,812.41</b>

**Remarks :**

- NLDC Application Fee = ₹ 5,000.00 / (No of Successful Portfolios - 559 ).
- Injection CTU Transmission Charges = ₹ 147.20/ MWh.
- Drawal CTU Transmission Charges = ₹ 205.10/ MWh.
- NLDC Scheduling & Operating Charges - Buy = ₹ 1.00 x (Total Traded Buy Qty in MWh)
- NLDC Scheduling & Operating Charges - Sell = ₹ 1.00 x (Total Traded Sell Qty in MWh)
- \* Max Charges applied
- State Transmission/Distribution Charges and Scheduling and Operating Charges are as per the Rate specified in Standing Clearance.

- Trade details displayed on the next page Annexure A.



**DAILY OBLIGATION SUMMARY REPORT**
**Daily Trade Report**


Period	Qty in MW	Rate/MWh	Amount in ₹	Period	Qty in MW	Rate/MWh	Amount in ₹
00:00 - 00:15	66.00	3,713.75	-61,276.88	12:00 - 12:15	71.00	2,945.38	-52,280.50
00:15 - 00:30	66.00	3,500.95	-57,765.68	12:15 - 12:30	71.00	2,945.22	-52,277.66
00:30 - 00:45	66.00	3,500.44	-57,757.26	12:30 - 12:45	71.00	2,945.01	-52,273.93
00:45 - 01:00	66.00	3,400.96	-56,115.84	12:45 - 13:00	71.00	2,909.37	-51,641.32
01:00 - 01:15	66.00	3,393.93	-55,999.85	13:00 - 13:15	71.00	2,899.80	-51,471.45
01:15 - 01:30	66.00	3,393.29	-55,989.29	13:15 - 13:30	71.00	2,899.42	-51,464.71
01:30 - 01:45	66.00	3,143.44	-51,866.76	13:30 - 13:45	71.00	2,899.67	-51,469.14
01:45 - 02:00	66.00	2,964.88	-48,920.52	13:45 - 14:00	71.00	2,899.82	-51,471.81
02:00 - 02:15	64.00	2,909.66	-46,554.56	14:00 - 14:15	70.00	2,945.54	-51,546.95
02:15 - 02:30	64.00	3,000.26	-48,004.16	14:15 - 14:30	70.00	2,949.20	-51,611.00
02:30 - 02:45	64.00	2,909.46	-46,551.36	14:30 - 14:45	70.00	2,990.42	-52,332.35
02:45 - 03:00	64.00	3,000.07	-48,001.12	14:45 - 15:00	70.00	3,004.08	-52,571.40
03:00 - 03:15	64.00	3,000.71	-48,011.36	15:00 - 15:15	70.00	3,009.29	-52,662.58
03:15 - 03:30	64.00	3,100.47	-49,607.52	15:15 - 15:30	70.00	3,009.67	-52,669.23
03:30 - 03:45	64.00	3,041.69	-48,667.04	15:30 - 15:45	70.00	3,020.98	-52,867.15
03:45 - 04:00	64.00	3,004.89	-48,078.24	15:45 - 16:00	70.00	3,009.98	-52,674.65
04:00 - 04:15	66.00	3,044.61	-50,236.07	16:00 - 16:15	68.00	3,099.29	-52,687.93
04:15 - 04:30	66.00	2,993.42	-49,391.43	16:15 - 16:30	68.00	3,049.25	-51,837.25
04:30 - 04:45	66.00	3,030.29	-49,999.79	16:30 - 16:45	68.00	3,099.56	-52,692.52
04:45 - 05:00	66.00	3,004.91	-49,581.02	16:45 - 17:00	68.00	3,100.22	-52,703.74
05:00 - 05:15	66.00	3,004.56	-49,575.24	17:00 - 17:15	68.00	3,100.82	-52,713.94
05:15 - 05:30	66.00	3,004.84	-49,579.86	17:15 - 17:30	68.00	3,099.15	-52,685.55
05:30 - 05:45	66.00	3,143.24	-51,863.46	17:30 - 17:45	68.00	3,099.09	-52,684.53
05:45 - 06:00	66.00	3,143.95	-51,875.18	17:45 - 18:00	68.00	3,050.55	-51,859.35
06:00 - 06:15	64.00	3,215.60	-51,449.60	18:00 - 18:15	68.00	3,009.21	-51,156.57
06:15 - 06:30	64.00	3,323.27	-53,172.32	18:15 - 18:30	68.00	3,163.94	-53,786.98
06:30 - 06:45	64.00	3,393.13	-54,290.08	18:30 - 18:45	68.00	3,393.52	-57,689.84
06:45 - 07:00	64.00	3,349.46	-53,591.36	18:45 - 19:00	68.00	3,699.92	-62,898.64
07:00 - 07:15	64.00	3,300.23	-52,803.68	19:00 - 19:15	68.00	4,150.80	-70,563.60
07:15 - 07:30	64.00	3,259.00	-52,144.00	19:15 - 19:30	68.00	4,596.34	-78,137.78
07:30 - 07:45	64.00	3,323.33	-53,173.28	19:30 - 19:45	68.00	6,499.22	-110,486.74
07:45 - 08:00	64.00	3,323.93	-53,182.88	19:45 - 20:00	68.00	8,000.22	-136,003.74
08:00 - 08:15	68.00	3,169.43	-53,880.31	20:00 - 20:15	67.00	8,000.34	-134,005.70
08:15 - 08:30	68.00	3,300.20	-56,103.40	20:15 - 20:30	67.00	8,000.56	-134,009.38
08:30 - 08:45	68.00	3,393.16	-57,683.72	20:30 - 20:45	67.00	8,000.20	-134,003.35
08:45 - 09:00	68.00	3,323.99	-56,507.83	20:45 - 21:00	67.00	8,000.18	-134,003.02
09:00 - 09:15	68.00	3,224.33	-54,813.61	21:00 - 21:15	67.00	8,000.43	-134,007.20
09:15 - 09:30	68.00	3,179.29	-54,047.93	21:15 - 21:30	67.00	7,800.36	-130,656.03
09:30 - 09:45	68.00	3,109.64	-52,863.88	21:30 - 21:45	67.00	7,300.20	-122,278.35
09:45 - 10:00	68.00	3,099.58	-52,692.86	21:45 - 22:00	67.00	5,999.87	-100,497.82
10:00 - 10:15	73.00	3,099.54	-56,566.61	22:00 - 22:15	64.00	4,999.04	-79,984.64
10:15 - 10:30	73.00	3,099.39	-56,563.87	22:15 - 22:30	64.00	4,150.42	-66,406.72
10:30 - 10:45	73.00	3,099.85	-56,572.26	22:30 - 22:45	64.00	3,466.12	-55,457.92
10:45 - 11:00	73.00	3,099.72	-56,569.89	22:45 - 23:00	64.00	3,393.08	-54,289.28
11:00 - 11:15	73.00	3,009.16	-54,917.17	23:00 - 23:15	64.00	3,323.36	-53,173.76
11:15 - 11:30	73.00	3,004.96	-54,840.52	23:15 - 23:30	64.00	3,250.52	-52,008.32
11:30 - 11:45	73.00	3,011.27	-54,955.68	23:30 - 23:45	64.00	3,300.66	-52,810.56
11:45 - 12:00	73.00	3,004.58	-54,833.59	23:45 - 24:00	64.00	3,323.16	-53,170.56
<b>Total Trade (Buy + Sell) MWh</b>					<b>1,618.0000</b>		<b>-5,904,126.87</b>

Authorised Signatory

 Name : Akhilesh Awasthy  
 Designation : Director Market Operations


**IEX**  
**TRADING FEE**  
**July 2018-19**





Tax Invoice

IPCL POWER TRADING PRIVATE LIMITED  
PLOT X1 - 2 & 3 , BLOCK EP SECTOR V SALT LAKE CITY  
KOLKATA, WEST BENGAL , PIN -700091  
Ph-033 6609 4300, FAX -033 2357 2452

e-mail- iptpl@indapower.com, web-www.indiapower.com


GSTIN:19AACCI5144E1ZQ  
LOI/PPA Ref: MOU Dated 01.04.2018

ORIGINAL FOR RECIPIENT

Invoice No: 092/18-19/IIIPCL		Transport Mode: NA	
Invoice date: 30-06-2018		Vehicle number: NA	
Reverse Charge (Y/N): N		Date of Supply: NA	
State: WEST BENGAL	Code	19	Place of Supply: West Bengal-713347

Bill to Party				Ship to Party			
Name: INDIA POWER CORPORATION LIMITED				Name: INDIA POWER CORPORATION LIMITED			
Address: PLOT-X1-2 & 3 , BLOCK EP SECTOR V, SALT LAKE CITY KOLKATA-700 091 GSTIN: 19AACCD0340G1Z4				Address: PLOT-X1-2 & 3 , BLOCK EP SECTOR V, SALT LAKE CITY KOLKATA-700 091 GSTIN: 19AACCD0340G1Z4			
State: West Bengal	Code	19		State: West Bengal	Code	19	

Description of Goods/Services	SAC Code	UOM	Qty (In kWh)	Rate Rs(in kWh)	Amount	Discount	Taxable Value	CGST		SGST		Total
								Rate	Amount	Rate	Amount	
Trading Fees of Electrical Energy	9998	kWh	1728000	0.01	17,280.00	-	17,280.00	9%	1,555.20	9%	1,555.20	20,390.40
<b>Total</b>			1728000		17,280.00		17,280.00		1,555.20		1,555.20	20,390.40

<b>Total Amount In Words: Rupees Twenty Thousand Three Hundred Ninety and Paise Forty Only</b>								Total Amount before Tax		17,280.00	
Certified that the particulars given above are true and correct For IPCL Power Trading Private Limited  Authorised Signatory								Add: CGST		1,555.20	
								Add: SGST		1,555.20	
								Total Tax Amount		3,110.40	
								Total Amount after Tax		20,390.40	
								GST on Reverse Charge		-	
Bank - Yes Bank Limited											
A/c No. 019081400002631											
Dalhousie Branch, Kolkata											
IFSC Code YESB0000190											



**INDIA POWER**

Tax Invoice

IPCL POWER TRADING PRIVATE LIMITED  
 PLOT X1 - 2 & 3 , BLOCK EP SECTOR V SALT LAKE CITY  
 KOLKATA, WEST BENGAL , PIN -700091  
 Ph-033 6609 4300, FAX -033 2357 2452

e-mail- iptpl@indapower.com, web-www.indiapower.com

GSTIN:19AACCI5144E1ZQ  
 LOI/PPA Ref: MOU Dated 01.04.2018

ORIGINAL FOR RECIPIENT

Invoice No: 124/18-19/THIPCL	Transport Mode: NA		
Invoice date: 31-07-2018	Vehicle number: NA		
Reverse Charge (Y/N): N	Date of Supply: NA		
State: WEST BENGAL	Code	19	Place of Supply: West Bengal-713347

Bill to Party				Ship to Party			
Name: INDIA POWER CORPORATION LIMITED				Name: INDIA POWER CORPORATION LIMITED			
Address: PLOT-X1-2 & 3 , BLOCK EP SECTOR V, SALT LAKE CITY KOLKATA-700 091				Address: PLOT-X1-2 & 3 , BLOCK EP SECTOR V, SALT LAKE CITY KOLKATA-700 091			
GSTIN: 19AABCD0340G1Z4				GSTIN: 19AABCD0340G1Z4			
State: West Bengal		Code	19	State: West Bengal		Code	19

Sr No.	Description of Goods/Services	SAC Code	UOM	Qty (In kWh)	Rate Rs(in kWh)	Amount	Discount	Taxable Value	CGST		SGST		Total
									Rate	Amount	Rate	Amount	
1	Trading Fees of Electrical Energy	9998	kWh	430000	0.01	4,300.00	-	4,300.00	9%	387.00	9%	387.00	5,074.00
Total				430000		4,300.00		4,300.00		387.00		387.00	5,074.00

<b>Total Amount In Words: Rupees Five Thousand Seventy Four Only</b>								Total Amount before Tax		4,300.00
Bank - Yes Bank Limited A/c No. 019081400002631 Dalhousie Branch, Kolkata IFSC Code YESB0000190								Add: CGST		387.00
								Add: SGST		387.00
								Total Tax Amount		774.00
								Total Amount after Tax		5,074.00
								GST on Reverse Charge		-



 For IPCL Power Trading Private Limited  
 KOLKATA 700 091  
*Routa*  
 Authorised Signatory




**Tax Invoice**

IPCL POWER TRADING PRIVATE LIMITED  
PLOT X1 - 2 & 3 , BLOCK EP SECTOR V SALT LAKE CITY  
KOLKATA, WEST BENGAL , PIN -700091  
Ph-033 6609 4300, FAX -033 2357 2452

e-mail- iptpl@indapower.com, web-www.indiapower.com

GSTIN:19AACCI5144E1ZQ LOI/PPA Ref: MOU Dated 01.04.2018												ORIGINAL FOR RECIPIENT			
Invoice No: 093/18-19/THPCL						Transport Mode: NA									
Invoice date: 01-07-2018						Vehicle number: NA									
Reverse Charge (Y/N): N						Date of Supply: NA									
State: WEST BENGAL				Code		19		Place of Supply: West Bengal-713347							
Bill to Party						Ship to Party									
Name: INDIA POWER CORPORATION LIMITED						Name: INDIA POWER CORPORATION LIMITED									
Address: PLOT-X1-2 & 3 , BLOCK EP SECTOR V, SALT LAKE CITY KOLKATA-700 091						Address: PLOT-X1-2 & 3 , BLOCK EP SECTOR V, SALT LAKE CITY KOLKATA-700 091									
GSTIN: 19AABCD0340G1Z4						GSTIN: 19AABCD0340G1Z4									
State: West Bengal				Code		19		State: West Bengal				Code		19	
Sr No.	Description of Goods/Services	SAC Code	UOM	Qty (In kWh)	Rate Rs(in kWh)	Amount	Discount	Taxable Value	CGST		SGST		Total		
									Rate	Amount	Rate	Amount			
1	Trading Fees of Electrical Energy	9998	kWh	1684000	0.01	16,840.00	-	16,840.00	9%	1,515.60	9%	1,515.60	19,871.20		
Total				1684000		16,840.00		16,840.00		1,515.60		1,515.60	19,871.20		
Total Amount In Words: Rupees Nineteen Thousand Eight Hundred Seventy One and Paise Twenty Only									Total Amount before Tax			16,840.00			
Certified that the particulars given above are true and correct For IPCL Power Trading Private Limited  Authorised Signatory									Add: CGST			1,515.60			
									Add: SGST			1,515.60			
									Total Tax Amount			3,031.20			
									Total Amount after Tax			19,871.20			
									GST on Reverse Charge			-			
Bank - Yes Bank Limited															
A/c No. 019081400002631															
Dalhousie Branch, Kolkata															
IFSC Code YESB0000190															





Tax Invoice

IPCL POWER TRADING PRIVATE LIMITED  
PLOT X1 - 2 & 3 , BLOCK EP SECTOR V SALT LAKE CITY  
KOLKATA, WEST BENGAL , PIN - 700091  
Ph-033 6609 4300, FAX -033 2357 2452

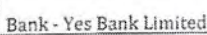

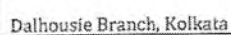
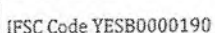
e-mail- iptpl@indapower.com, web-www.indiapower.com



ORIGINAL FOR RECIPIENT

GSTIN:19AACCI5144E1ZQ  
LOI/PPA Ref: MOU Dated 01.04.2018

Invoice No: 094/18-19/THPCL	Transport Mode: NA	
Invoice date: 02-07-2018	Vehicle number: NA	
Reverse Charge (Y/N): N	Date of Supply: NA	
State: WEST BENGAL	Code 19	Place of Supply: West Bengal-713347

Bill to Party				Ship to Party					
Name: INDIA POWER CORPORATION LIMITED				Name: INDIA POWER CORPORATION LIMITED					
Address: PLOT-X1-2 & 3 , BLOCK EP SECTOR V, SALT LAKE CITY KOLKATA-700 091				Address: PLOT-X1-2 & 3 , BLOCK EP SECTOR V, SALT LAKE CITY KOLKATA-700 091					
GSTIN: 19AABCD0340G1Z4				GSTIN: 19AABCD0340G1Z4					
State: West Bengal				Code 19		State: West Bengal		Code 19	

Sr No.	Description of Goods/Services	SAC Code	UOM	Qty (In kWh)	Rate Rs(in kWh)	Amount	Discount	Taxable Value	CGST		SGST		Total
									Rate	Amount	Rate	Amount	
1	Trading Fees of Electrical Energy	9998	kWh	1636000	0.01	16,360.00	-	16,360.00	9%	1,472.40	9%	1,472.40	19,304.80
Total				1636000		16,360.00		16,360.00		1,472.40		1,472.40	19,304.80
Total Amount In Words: Rupees Nineteen Thousand Three Hundred Four and Paise Eighty Only									Total Amount before Tax			16,360.00	
Certified that the particulars given above are true and correct For IPCL Power Trading Private Limited    									Add: CGST			1,472.40	
									Add: SGST			1,472.40	
									Total Tax Amount			2,944.80	
									Total Amount after Tax			19,304.80	
									GST on Reverse Charge			-	


  
 KOLKATA 700 091
   

  
 Authorised Signatory



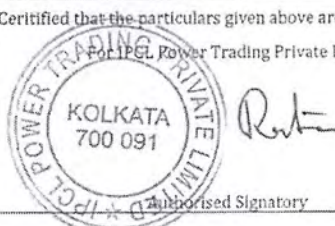
**INDIA POWER**

Tax Invoice

IPCL POWER TRADING PRIVATE LIMITED  
 PLOT X1 - 2 & 3 , BLOCK EP SECTOR V SALT LAKE CITY  
 KOLKATA, WEST BENGAL , PIN -700091  
 Ph-033 6609 4300, FAX -033 2357 2452

e-mail- iptpl@indapower.com, web-www.indiapower.com

GSTIN:19AACCI5144E1ZQ LOI/PPA Ref: MOU Dated 01.04.2018												ORIGINAL FOR RECIPIENT			
Invoice No: 096/18-19/IIIPCL						Transport Mode: NA									
Invoice date: 04-07-2018						Vehicle number: NA									
Reverse Charge (Y/N): N						Date of Supply: NA									
State: WEST BENGAL				Code		19		Place of Supply: West Bengal-713347							
Bill to Party						Ship to Party									
Name: INDIA POWER CORPORATION LIMITED						Name: INDIA POWER CORPORATION LIMITED									
Address: PLOT-X1-2 & 3 , BLOCK EP SECTOR V, SALT LAKE CITY KOLKATA-700 091 GSTIN: 19AABCD0340G1Z4						Address: PLOT-X1-2 & 3 , BLOCK EP SECTOR V, SALT LAKE CITY KOLKATA-700 091 GSTIN: 19AABCD0340G1Z4									
State: West Bengal				Code		19		State: West Bengal				Code		19	
Sr No.	Description of Goods/Services	SAC Code	UOM	Qty (In kWh)	Rate Rs(In kWh)	Amount	Discount	Taxable Value	CGST		SGST		Total		
									Rate	Amount	Rate	Amount			
1	Trading Fees of Electrical Energy	9998	kWh	1760000	0.01	17,600.00	-	17,600.00	9%	1,584.00	9%	1,584.00	20,768.00		
Total				1760000		17,600.00		17,600.00		1,584.00		1,584.00	20,768.00		
Total Amount In Words: Rupees Twenty Thousand Seven Hundred Sixty Eight Only									Total Amount before Tax			17,600.00			
Certified that the particulars given above are true and correct For IPCL Power Trading Private Limited									Add: CGST			1,584.00			
									Add: SGST			1,584.00			
Bank - Yes Bank Limited									Total Tax Amount			3,168.00			
A/c No. 019081400002631									Total Amount after Tax			20,768.00			
Dalhousie Branch, Kolkata									GST on Reverse Charge			-			
IFSC Code YESB0000190															





**INDIA POWER**

Tax Invoice

IPCL POWER TRADING PRIVATE LIMITED  
 PLOT X1 - 2 & 3 , BLOCK EP SECTOR V SALT LAKE CITY  
 KOLKATA, WEST BENGAL , PIN -700091  
 Ph-033 6609 4300, FAX -033 2357 2452

e-mail- iptpl@indapower.com, web-www.indiapower.com

ORIGINAL FOR RECIPIENT

GSTIN:19AACCI5144E1ZQ  
 LOI/PPA Ref: MOU Dated 01.04.2018

Invoice No: 097/18-19/IIIPCL	Transport Mode: NA
Invoice date: 05-07-2018	Vehicle number: NA
Reverse Charge (Y/N): N	Date of Supply: NA
State: WEST BENGAL	Code 19
Place of Supply: West Bengal-713347	

Bill to Party				Ship to Party			
Name: INDIA POWER CORPORATION LIMITED				Name: INDIA POWER CORPORATION LIMITED			
Address: PLOT-X1-2 & 3 . BLOCK EP SECTOR V, SALT LAKE CITY KOLKATA-700 091 GSTIN: 19AABCD0340G1Z4				Address: PLOT-X1-2 & 3 , BLOCK EP SECTOR V, SALT LAKE CITY KOLKATA-700 091 GSTIN: 19AABCD0340G1Z4			
State: West Bengal		Code	19	State: West Bengal		Code	19

Sr No.	Description of Goods/Services	SAC Code	UOM	Qty (In kWh)	Rate Rs(in kWh)	Amount	Discount	Taxable Value	CGST		SGST		Total
									Rate	Amount	Rate	Amount	
1	Trading Fees of Electrical Energy	9998	kWh	1854000	0.01	18,540.00	-	18,540.00	9%	1,668.60	9%	1,668.60	21,877.20
Total				1854000		18,540.00		18,540.00		1,668.60		1,668.60	21,877.20

**Total Amount In Words: Rupees Twenty One Thousand Eight Hundred Seventy Seven and Paise Twenty Only**

Total Amount before Tax		18,540.00
Add: CGST		1,668.60
Add: SGST		1,668.60
Total Tax Amount		3,337.20
Total Amount after Tax		21,877.20
GST on Reverse Charge		-

Certified that the particulars given above are true and correct  
 For IPCL Power Trading Private Limited

Bank - Yes Bank Limited  
 A/c No. 019081400002631  
 Dalhousie Branch, Kolkata  
 IFSC Code YESB0000190

*Rita*  
 Authorised Signatory




**INDIA POWER**

Tax Invoice

IPCL POWER TRADING PRIVATE LIMITED  
 PLOT X1 - 2 & 3 , BLOCK EP SECTOR V SALT LAKE CITY  
 KOLKATA, WEST BENGAL , PIN -700091  
 Ph-033 6609 4300, FAX -033 2357 2452

e-mail- iptpl@indapower.com, web-www.indiapower.com

GSTIN:19AACCI5144E1ZQ LOI/PPA Ref: MOU Dated 01.04.2018												ORIGINAL FOR RECIPIENT			
Invoice No: 099/18-19/THPCL						Transport Mode: NA									
Invoice date: 06-07-2018						Vehicle number: NA									
Reverse Charge (Y/N): N						Date of Supply: NA									
State: WEST BENGAL				Code		19		Place of Supply: West Bengal-713347							
Bill to Party						Ship to Party									
Name: INDIA POWER CORPORATION LIMITED						Name: INDIA POWER CORPORATION LIMITED									
Address: PLOT-X1-2 & 3 , BLOCK EP SECTOR V, SALT LAKE CITY KOLKATA-700 091						Address: PLOT-X1-2 & 3 , BLOCK EP SECTOR V, SALT LAKE CITY KOLKATA-700 091									
GSTIN: 19AABCD0340G1Z4						GSTIN: 19AABCD0340G1Z4									
State: West Bengal				Code		19		State: West Bengal				Code		19	
Sr No.	Description of Goods/Services	SAC Code	UOM	Qty (In kWh)	Rate Rs(in kWh)	Amount	Discount	Taxable Value	CGST		SGST		Total		
									Rate	Amount	Rate	Amount			
1	Trading Fees of Electrical Energy	9998	kWh	1760000	0.01	17,600.00	-	17,600.00	9%	1,584.00	9%	1,584.00	20,768.00		
<b>Total</b>				1760000		17,600.00		17,600.00		1,584.00		1,584.00	20,768.00		
<b>Total Amount In Words: Rupees Twenty Thousand Seven Hundred Sixty Eight Only</b>									Total Amount before Tax			17,600.00			
Certified that the particulars given above are true and correct For IPCL Power Trading Private Limited  Authorised Signatory									Add: CGST			1,584.00			
									Add: SGST			1,584.00			
									Total Tax Amount			3,168.00			
									Total Amount after Tax			20,768.00			
									GST on Reverse Charge			-			
									Bank - Yes Bank Limited						
A/c No. 019081400002631															
Dalhousie Branch, Kolkata															
IFSC Code YESB0000190															



**INDIA POWER**

Tax Invoice

IPCL POWER TRADING PRIVATE LIMITED  
 PLOT X1 - 2 & 3 , BLOCK EP SECTOR V SALT LAKE CITY  
 KOLKATA, WEST BENGAL , PIN -700091  
 Ph-033 6609 4300, FAX -033 2357 2452


e-mail- iptpl@indapower.com, web-www.indiapower.com

GSTIN:19AACGI5144E1ZQ LOI/PPA Ref: MOU Dated 01.04.2018	ORIGINAL FOR RECIPIENT
--	------------------------

Invoice No: 100/18-19/THIPCL	Transport Mode: NA		
Invoice date: 07-07-2018	Vehicle number: NA		
Reverse Charge (Y/N): N	Date of Supply: NA		
State: WEST BENGAL	Code	19	Place of Supply: West Bengal-713347

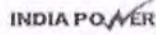
Bill to Party				Ship to Party			
Name: INDIA POWER CORPORATION LIMITED				Name: INDIA POWER CORPORATION LIMITED			
Address: PLOT-X1-2 & 3 , BLOCK EP SECTOR V, SALT LAKE CITY KOLKATA-700 091 GSTIN: 19AABCD0340G1Z4				Address: PLOT-X1-2 & 3 , BLOCK EP SECTOR V, SALT LAKE CITY KOLKATA-700 091 GSTIN: 19AABCD0340G1Z4			
State: West Bengal		Code	19	State: West Bengal		Code	19

Sr No.	Description of Goods/Services	SAC Code	UOM	Qty (in kWh)	Rate Rs(In kWh)	Amount	Discount	Taxable Value	CGST		SGST		Total
									Rate	Amount	Rate	Amount	
1	Trading Fees of Electrical Energy	9998	kWh	1856000	0.01	18,560.00	-	18,560.00	9%	1,670.40	9%	1,670.40	21,900.80
<b>Total</b>				1856000		18,560.00		18,560.00		1,670.40		1,670.40	21,900.80

<b>Total Amount In Words: Rupees Twenty One Thousand Nine Hundred and Paise Eighty Only</b>									Total Amount before Tax		18,560.00	
Certified that the particulars given above are true and correct For IPCL Power Trading Private Limited  Authorised Signatory									Add: CGST		1,670.40	
									Add: SGST		1,670.40	
									Total Tax Amount		3,340.80	
									Total Amount after Tax		21,900.80	
									GST on Reverse Charge		-	








Tax Invoice

IPCL POWER TRADING PRIVATE LIMITED  
PLOT X1 - 2 & 3 , BLOCK EP SECTOR V SALT LAKE CITY  
KOLKATA, WEST BENGAL , PIN -700091  
Ph-033 6609 4300, FAX -033 2357 2452

e-mail- iptpl@indapower.com, web-www.indiapower.com

ORIGINAL FOR RECIPIENT													
GSTIN:19AACCI5144E1ZQ LOI/PPA Ref: MOU Dated 01.04.2018													
Invoice No: 101/18-19/THPCL						Transport Mode: NA							
Invoice date: 08-07-2018						Vehicle number: NA							
Reverse Charge (Y/N): N						Date of Supply: NA							
State: WEST BENGAL				Code		19		Place of Supply: West Bengal-713347					
Bill to Party						Ship to Party							
Name: INDIA POWER CORPORATION LIMITED						Name: INDIA POWER CORPORATION LIMITED							
Address: PLOT-X1-2 & 3 , BLOCK EP SECTOR V, SALT LAKE CITY KOLKATA-700 091						Address: PLOT-X1-2 & 3 , BLOCK EP SECTOR V, SALT LAKE CITY KOLKATA-700 091							
GSTIN: 19AABCD0340G1Z4						GSTIN: 19AABCD0340G1Z4							
State: West Bengal				Code		19		State: West Bengal				Code	19
Sr No.	Description of Goods/Services	SAC Code	UOM	Qty (In kWh)	Rate Rs (in kWh)	Amount	Discount	Taxable Value	CGST		SGST		Total
									Rate	Amount	Rate	Amount	
1	Trading Fees of Electrical Energy	9998	kWh	1269000	0.01	12,690.00	-	12,690.00	9%	1,142.10	9%	1,142.10	14,974.20
Total				1269000		12,690.00		12,690.00		1,142.10		1,142.10	14,974.20
Total Amount In Words: Rupees Fourteen Thousand Nine Hundred Seventy Four and Paise Twenty Only									Total Amount before Tax			12,690.00	
Certified that the particulars given above are true and correct For IPCL Power Trading Private Limited  Rt Authorised Signatory									Add: CGST			1,142.10	
									Add: SGST			1,142.10	
									Total Tax Amount			2,284.20	
									Total Amount after Tax			14,974.20	
									GST on Reverse Charge			-	
Bank - Yes Bank Limited													
A/c No. 019081400002631													
Dalhousie Branch, Kolkata													
IFSC Code YESB0000190													




**INDIA POWER**

Tax Invoice

IPCL POWER TRADING PRIVATE LIMITED  
PLOT X1 - 2 & 3 , BLOCK EP SECTOR V SALT LAKE CITY  
KOLKATA, WEST BENGAL , PIN -700091  
Ph-033 6609 4300, FAX -033 2357 2452

e-mail- iptpl@indapower.com, web-www.indiapower.com

GSTIN:19AACCI5144E1ZQ LOI/PPA Ref: MOU Dated 01.04.2018												ORIGINAL FOR RECIPIENT	
Invoice No: 102/18-19/THPCL						Transport Mode: NA							
Invoice date: 09-07-2018						Vehicle number: NA							
Reverse Charge (Y/N): N						Date of Supply: NA							
State: WEST BENGAL				Code		19		Place of Supply: West Bengal-713347					
Bill to Party						Ship to Party							
Name: INDIA POWER CORPORATION LIMITED						Name: INDIA POWER CORPORATION LIMITED							
Address: PLOT-X1-2 & 3 , BLOCK EP SECTOR V, SALT LAKE CITY KOLKATA-700 091 GSTIN: 19AABCD0340G1Z4						Address: PLOT-X1-2 & 3 , BLOCK EP SECTOR V, SALT LAKE CITY KOLKATA-700 091 GSTIN: 19AABCD0340G1Z4							
State: West Bengal				Code		19		State: West Bengal				Code 19	
Sr No.	Description of Goods/Services	SAC Code	UOM	Qty (In kWh)	Rate Rs(in kWh)	Amount	Discount	Taxable Value	CGST		SGST		Total
									Rate	Amount	Rate	Amount	
1	Trading Fees of Electrical Energy	9998	kWh	1270000	0.01	12,700.00	-	12,700.00	9%	1,143.00	9%	1,143.00	14,986.00
Total				1270000		12,700.00		12,700.00		1,143.00		1,143.00	14,986.00
Total Amount In Words: Rupees Fourteen Thousand Nine Hundred Eighty Six Only									Total Amount before Tax			12,700.00	
Bank - Yes Bank Limited A/c No. 019081400002631 Dalhousie Branch, Kolkata IFSC Code YESB0000190						Certified that the particulars given above are true and correct For IPCL Power Trading Private Limited  Authorised Signatory			Add: CGST		1,143.00		
									Add: SGST		1,143.00		
									Total Tax Amount		2,286.00		
									Total Amount after Tax		14,986.00		
									GST on Reverse Charge		-		





**INDIA POWER**

Tax Invoice

IPCL POWER TRADING PRIVATE LIMITED  
 PLOT X1 - 2 & 3 , BLOCK EP SECTOR V SALT LAKE CITY  
 KOLKATA, WEST BENGAL , PIN - 700091  
 Ph-033 6609 4300, FAX -033 2357 2452

e-mail- iptpl@indapower.com, web-www.indiapower.com

GSTIN:19AACCI5144E1ZQ										ORIGINAL FOR RECIPIENT				
LOI/PPA Ref: MOU Dated 01.04.2018														
Invoice No: 103/18-19/THIPCL					Transport Mode: NA									
Invoice date: 10-07-2018					Vehicle number: NA									
Reverse Charge (Y/N): N					Date of Supply: NA									
State: WEST BENGAL			Code		19		Place of Supply: West Bengal-713347							
Bill to Party										Ship to Party				
Name: INDIA POWER CORPORATION LIMITED										Name: INDIA POWER CORPORATION LIMITED				
Address: PLOT-X1-2 & 3 , BLOCK EP SECTOR V, SALT LAKE CITY KOLKATA-700 091										Address: PLOT-X1-2 & 3 , BLOCK EP SECTOR V, SALT LAKE CITY KOLKATA-700 091				
GSTIN: 19AABCD0340G1Z4										GSTIN: 19AABCD0340G1Z4				
State: West Bengal			Code		19		State: West Bengal			Code		19		
Sr No.	Description of Goods/Services	SAC Code	UOM	Qty (In kWh)	Rate Rs(in kWh)	Amount	Discount	Taxable Value	CGST		SGST		Total	
									Rate	Amount	Rate	Amount		
1	Trading Fees of Electrical Energy	9998	kWh	1819000	0.01	18,190.00	-	18,190.00	9%	1,637.10	9%	1,637.10	21,464.20	
Total				1819000		18,190.00		18,190.00		1,637.10		1,637.10	21,464.20	
Total Amount In Words: Rupees Twenty One Thousand Four Hundred Sixty Four and Paise Twnty Only									Total Amount before Tax				18,190.00	
Certified that the particulars given above are true and correct For IPCL Power Trading Private Limited  KOLKATA 700 091 Authorised Signatory									Add: CGST				1,637.10	
									Add: SGST				1,637.10	
									Total Tax Amount				3,274.20	
									Total Amount after Tax				21,464.20	
									GST on Reverse Charge				-	
Bank - Yes Bank Limited														
A/c No. 019081400002631														
Dalhousie Branch, Kolkata														
IFSC Code YESB0000190														




**INDIA POWER**

Tax Invoice

IPCL POWER TRADING PRIVATE LIMITED  
 PLOT X1 - 2 & 3, BLOCK EP SECTOR V SALT LAKE CITY  
 KOLKATA, WEST BENGAL, PIN -700091  
 Ph-033 6609 4300, FAX -033 2357 2452

e-mail- iptpl@indapower.com, web-www.indiapower.com

GSTIN:19AACCI5144E1ZQ										ORIGINAL FOR RECIPIENT			
LOI/PPA Ref: MOU Dated 01.04.2018													
Invoice No: 104/18-19/TIIPCL					Transport Mode: NA								
Invoice date: 11-07-2018					Vehicle number: NA								
Reverse Charge (Y/N): N					Date of Supply: NA								
State: WEST BENGAL			Code		19		Place of Supply: West Bengal-713347						
Bill to Party						Ship to Party							
Name: INDIA POWER CORPORATION LIMITED						Name: INDIA POWER CORPORATION LIMITED							
Address: PLOT-X1-2 & 3, BLOCK EP SECTOR V, SALT LAKE CITY KOLKATA-700 091						Address: PLOT-X1-2 & 3, BLOCK EP SECTOR V, SALT LAKE CITY KOLKATA-700 091							
GSTIN: 19AABCD0340G1Z4						GSTIN: 19AABCD0340G1Z4							
State: West Bengal			Code		19		State: West Bengal			Code 19			
Sr No.	Description of Goods/Services	SAC Code	UOM	Qty (In kWh)	Rate Rs(in kWh)	Amount	Discount	Taxable Value	CGST		SGST		Total
									Rate	Amount	Rate	Amount	
1	Trading Fees of Electrical Energy	9998	kWh	1872000	0.01	18,720.00	-	18,720.00	9%	1,684.80	9%	1,684.80	22,089.60
Total				1872000		18,720.00		18,720.00		1,684.80		1,684.80	22,089.60
Total Amount In Words: Rupees Twenty Two Thousand Eighty Nine and Paise Sixty Only									Total Amount before Tax			18,720.00	
Ceritified that the particulars given above are true and correct For IPCL Power Trading Private Limited  Authorised Signatory						Add: CGST			1,684.80				
						Add: SGST			1,684.80				
						Total Tax Amount			3,369.60				
						Total Amount after Tax			22,089.60				
						GST on Reverse Charge			-				
Bank - Yes Bank Limited													
A/c No. 019081400002631													
Dalhousie Branch, Kolkata													
IFSC Code YESB0000190													




**INDIA POWER**

Tax Invoice

IPCL POWER TRADING PRIVATE LIMITED  
 PLOT X1 - 2 & 3 , BLOCK EP SECTOR V SALT LAKE CITY  
 KOLKATA, WEST BENGAL , PIN -700091  
 Ph-033 6609 4300, FAX -033 2357 2452

e-mail- iptpl@indapower.com, web-www.indiapower.com

GSTIN:19AACCIS144E1ZQ LOI/PPA Ref: MOU Dated 01.04.2018										ORIGINAL FOR RECIPIENT			
Invoice No: 105/18-19/IIIPCL					Transport Mode: NA								
Invoice date: 12-07-2018					Vehicle number: NA								
Reverse Charge (Y/N): N					Date of Supply: NA								
State: WEST BENGAL			Code		19		Place of Supply: West Bengal-713347						
Bill to Party						Ship to Party							
Name: INDIA POWER CORPORATION LIMITED						Name: INDIA POWER CORPORATION LIMITED							
Address: PLOT-X1-2 & 3 , BLOCK EP SECTOR V, SALT LAKE CITY KOLKATA-700 091 GSTIN: 19AABCD0340G1Z4						Address: PLOT-X1-2 & 3 , BLOCK EP SECTOR V, SALT LAKE CITY KOLKATA-700 091 GSTIN: 19AABCD0340G1Z4							
State: West Bengal			Code		19		State: West Bengal			Code		19	
Sr No.	Description of Goods/Services	SAC Code	UOM	Qty (In kWh)	Rate Rs(in kWh)	Amount	Discount	Taxable Value	CGST		SGST		Total
									Rate	Amount	Rate	Amount	
1	Trading Fees of Electrical Energy	9998	kWh	1823000	0.01	18,230.00	-	18,230.00	9%	1,640.70	9%	1,640.70	21,511.40
Total				1823000		18,230.00		18,230.00		1,640.70		1,640.70	21,511.40
Total Amount In Words: Rupees Twenty One Thousand Five Hundred Eleven and Paise Forty Only									Total Amount before Tax			18,230.00	
Certified that the particulars given above are true and correct For IPCL Power Trading Private Limited  Authorised Signatory									Add: CGST			1,640.70	
									Add: SGST			1,640.70	
									Total Tax Amount			3,281.40	
									Total Amount after Tax			21,511.40	
									GST on Reverse Charge			-	
Bank - Yes Bank Limited													
A/c No. 0190B1400002631													
Dalhousie Branch, Kolkata													
IFSC Code YESB0000190													



**INDIA POWER**

Tax Invoice

IPCL POWER TRADING PRIVATE LIMITED  
 PLOT X1 - 2 & 3 , BLOCK EP SECTOR V SALT LAKE CITY  
 KOLKATA, WEST BENGAL , PIN -700091  
 Ph-033 6609 4300, FAX -033 2357 2452

e-mail- iptpl@indapower.com, web-www.indiapower.com

GSTIN:19AACCI5144E1ZQ										ORIGINAL FOR RECIPIENT			
LOI/PPA Ref: MOU Dated 01.04.2018													
Invoice No: 106/18-19/THPCL					Transport Mode: NA								
Invoice date: 13-07-2018					Vehicle number: NA								
Reverse Charge (Y/N): N					Date of Supply: NA								
State: WEST BENGAL			Code		19		Place of Supply: West Bengal-713347						
Bill to Party						Ship to Party							
Name: INDIA POWER CORPORATION LIMITED						Name: INDIA POWER CORPORATION LIMITED							
Address: PLOT-X1-2 & 3 , BLOCK EP SECTOR V, SALT LAKE CITY KOLKATA-700 091 GSTIN: 19AABCD0340G1Z4						Address: PLOT-X1-2 & 3 , BLOCK EP SECTOR V, SALT LAKE CITY KOLKATA-700 091 GSTIN: 19AABCD0340G1Z4							
State: West Bengal			Code		19		State: West Bengal			Code 19			
Sr No.	Description of Goods/Services	SAC Code	UOM	Qty (In kWh)	Rate Rs(In kWh)	Amount	Discount	Taxable Value	CGST		SGST		Total
									Rate	Amount	Rate	Amount	
1	Trading Fees of Electrical Energy	9998	kWh	1805000	0.01	18,050.00	-	18,050.00	9%	1,624.50	9%	1,624.50	21,299.00
Total				1805000		18,050.00		18,050.00		1,624.50		1,624.50	21,299.00
<b>Total Amount In Words: Rupees Twenty One Thousand Two Hundred Ninety Nine Only</b>									Total Amount before Tax			18,050.00	
Certified that the particulars given above are true and correct For IPCL Power Trading Private Limited									Add: CGST			1,624.50	
									Add: SGST			1,624.50	
Bank - Yes Bank Limited									Total Tax Amount			3,249.00	
A/c No. 019081400002631									Total Amount after Tax			21,299.00	
Dalhousie Branch, Kolkata									GST on Reverse Charge			-	
IFSC Code YESB0000190													


  
 KOLKATA 700 091  
 Authorised Signatory *Rut*




**INDIA POWER**

Tax Invoice

IPCL POWER TRADING PRIVATE LIMITED  
 PLOT X1 - 2 & 3, BLOCK EP SECTOR V SALT LAKE CITY  
 KOLKATA, WEST BENGAL, PIN -700091  
 Ph-033 6609 4300, FAX -033 2357 2452

e-mail- iptpl@indapower.com, web-www.indiapower.com

GSTIN:19AACCI5144E1ZQ											ORIGINAL FOR RECIPIENT				
LOI/PPA Ref: MOU Dated 01.04.2018															
Invoice No: 107/18-19/THIPCL						Transport Mode: NA									
Invoice date: 14-07-2018						Vehicle number: NA									
Reverse Charge (Y/N): N						Date of Supply: NA									
State: WEST BENGAL			Code		19		Place of Supply: West Bengal-713347								
Bill to Party						Ship to Party									
Name: INDIA POWER CORPORATION LIMITED						Name: INDIA POWER CORPORATION LIMITED									
Address: PLOT-X1-2 & 3, BLOCK EP SECTOR V, SALT LAKE CITY KOLKATA-700 091						Address: PLOT-X1-2 & 3, BLOCK EP SECTOR V, SALT LAKE CITY KOLKATA-700 091									
GSTIN: 19AABCD0340G1Z4						GSTIN: 19AABCD0340G1Z4									
State: West Bengal			Code		19		State: West Bengal			Code		19			
Sr No.	Description of Goods/Services	SAC Code	UOM	Qty (In kWh)	Rate Rs(in kwh)	Amount	Discount	Taxable Value	CGST		SGST		Total		
									Rate	Amount	Rate	Amount			
1	Trading Fees of Electrical Energy	9998	kWh	1854000	0.01	18,540.00	-	18,540.00	9%	1,668.60	9%	1,668.60	21,877.20		
Total				1854000		18,540.00		18,540.00		1,668.60		1,668.60	21,877.20		
Total Amount In Words: Rupees Twenty One Thousand Eight Hundred Seventy Seven and Paise Twenty Only									Total Amount before Tax			18,540.00			
Bank - Yes Bank Limited						Certified that the particulars given above are true and correct For IPCL Power Trading Private Limited  Authorised Signatory			Add: CGST		1,668.60				
A/c No. 019081400002631									Add: SGST		1,668.60				
Dalhousie Branch, Kolkata									Total Tax Amount		3,337.20				
IFSC Code YESB0000190									Total Amount after Tax		21,877.20				
									GST on Reverse Charge		-				




**INDIA POWER**

Tax Invoice

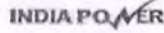
IPCL POWER TRADING PRIVATE LIMITED  
 PLOT X1 - 2 & 3, BLOCK EP SECTOR V SALT LAKE CITY  
 KOLKATA, WEST BENGAL, PIN - 700091  
 Ph-033 6609 4300, FAX -033 2357 2452

e-mail- iptpl@indapower.com, web-www.indiapower.com

GSTIN:19AACCI5144E1ZQ LOI/PPA Ref: MOU Dated 01.04.2018												ORIGINAL FOR RECIPIENT	
Invoice No: 108/18-19/THPCL						Transport Mode: NA							
Invoice date: 15-07-2018						Vehicle number: NA							
Reverse Charge (Y/N): N						Date of Supply: NA							
State: WEST BENGAL				Code		19		Place of Supply: West Bengal-713347					
Bill to Party						Ship to Party							
Name: INDIA POWER CORPORATION LIMITED						Name: INDIA POWER CORPORATION LIMITED							
Address: PLOT-X1-2 & 3, BLOCK EP SECTOR V, SALT LAKE CITY KOLKATA-700 091 GSTIN: 19AABCD0340G1Z4						Address: PLOT-X1-2 & 3, BLOCK EP SECTOR V, SALT LAKE CITY KOLKATA-700 091 GSTIN: 19AABCD0340G1Z4							
State: West Bengal				Code		19		State: West Bengal				Code 19	
Sr No.	Description of Goods/Services	SAC Code	UOM	Qty (In kWh)	Rate Rs(in kWh)	Amount	Discount	Taxable Value	CGST		SGST		Total
									Rate	Amount	Rate	Amount	
1	Trading Fees of Electrical Energy	9998	kWh	1823000	0.01	18,230.00	-	18,230.00	9%	1,640.70	9%	1,640.70	21,511.40
Total				1823000		18,230.00		18,230.00		1,640.70		1,640.70	21,511.40
Total Amount In Words: Rupees Twenty One Thousand Five Hundred Eleven and Paise Forty Only									Total Amount before Tax			18,230.00	
Certified that the particulars given above are true and correct For IPCL Power Trading Private Limited  Authorized Signatory									Add: CGST			1,640.70	
									Add: SGST			1,640.70	
									Total Tax Amount			3,281.40	
									Total Amount after Tax			21,511.40	
									GST on Reverse Charge			-	
Bank - Yes Bank Limited													
A/c No. 019081400002631													
Dalhousie Branch, Kolkata													
IFSC Code YESB0000190													







Tax Invoice

IPCL POWER TRADING PRIVATE LIMITED  
PLOT X1 - 2 & 3 , BLOCK EP SECTOR V SALT LAKE CITY  
KOLKATA, WEST BENGAL , PIN -700091  
Ph-033 6609 4300, FAX -033 2357 2452

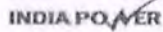
e-mail- iptpl@indapower.com, web-www.indiapower.com

GSTIN:19AACCI5144E1ZQ  
LOI/PPA Ref: MOU Dated 01.04.2018

ORIGINAL FOR RECIPIENT

Invoice No: 109/18-19/THPCL													Transport Mode: NA		
Invoice date: 16-07-2018													Vehicle number: NA		
Reverse Charge (Y/N): N													Date of Supply: NA		
State: WEST BENGAL				Code		19		Place of Supply: West Bengal-713347							
Bill to Party						Ship to Party									
Name: INDIA POWER CORPORATION LIMITED						Name: INDIA POWER CORPORATION LIMITED									
Address: PLOT-X1-2 & 3 , BLOCK EP SECTOR V, SALT LAKE CITY KOLKATA-700 091						Address: PLOT-X1-2 & 3 , BLOCK EP SECTOR V, SALT LAKE CITY KOLKATA-700 091									
GSTIN: 19AABCD0340G1Z4						GSTIN: 19AABCD0340G1Z4									
State: West Bengal				Code		19		State: West Bengal				Code		19	
Sr No.	Description of Goods/Services	SAC Code	UOM	Qty (In kWh)	Rate Rs(In kWh)	Amount	Discount	Taxable Value	CGST		SGST		Total		
									Rate	Amount	Rate	Amount			
1	Trading Fees of Electrical Energy	9996	kWh	1868000	0.01	18,680.00	-	18,680.00	9%	1,681.20	9%	1,681.20	22,042.40		
Total				1868000		18,680.00		18,680.00		1,681.20		1,681.20	22,042.40		
Total Amount In Words: Rupees Twenty Two Thousand Forty Two and Paise Forty Only									Total Amount before Tax			18,680.00			
Certified that the particulars given above are true and correct IPCL Power Trading Private Limited KOLKATA 700 091 Authorized Signatory									Add: CGST			1,681.20			
									Add: SGST			1,681.20			
Bank - Yes Bank Limited									Total Tax Amount			3,362.40			
A/c No. 019081400002631									Total Amount after Tax			22,042.40			
Dalhousie Branch, Kolkata									GST on Reverse Charge			-			
IFSC Code YESB0000190															





Tax Invoice


IPCL POWER TRADING PRIVATE LIMITED  
PLOT X1 - 2 & 3, BLOCK EP SECTOR V SALT LAKE CITY  
KOLKATA, WEST BENGAL, PIN -700091  
Ph-033 6609 4300, FAX -033 2357 2452

e-mail- iptpl@indapower.com, web-www.indiapower.com


ORIGINAL FOR RECIPIENT

GSTIN:19AACCI5144E1ZQ  
LOI/PPA Ref: MOU Dated 01.04.2018

Invoice No: 110/18-19/THPCL		Transport Mode: NA											
Invoice date: 17-07-2018		Vehicle number: NA											
Reverse Charge (Y/N): N		Date of Supply: NA											
State: WEST BENGAL	Code	19	Place of Supply: West Bengal-713347										
Bill to Party		Ship to Party											
Name: INDIA POWER CORPORATION LIMITED		Name: INDIA POWER CORPORATION LIMITED											
Address: PLOT-X1-2 & 3, BLOCK EP SECTOR V, SALT LAKE CITY KOLKATA-700 091 GSTIN: 19AABCD0340G1Z4		Address: PLOT-X1-2 & 3, BLOCK EP SECTOR V, SALT LAKE CITY KOLKATA-700 091 GSTIN: 19AABCD0340G1Z4											
State: West Bengal	Code	19	State: West Bengal										
Code			Code										
19			19										
Sr No.	Description of Goods/Services	SAC Code	UOM	Qty (in kWh)	Rate Rs(in kWh)	Amount	Discount	Taxable Value	CGST		SGST		Total
									Rate	Amount	Rate	Amount	
1	Trading Fees of Electrical Energy	9998	kWh	1866000	0.01	18,660.00	-	18,660.00	9%	1,679.40	9%	1,679.40	22,018.80
Total				1866000		18,660.00		18,660.00		1,679.40		1,679.40	22,018.80
Total Amount In Words: Rupees Twenty Two Thousand Eighteen and Paise Eighty Only									Total Amount before Tax			18,660.00	
Certified that the particulars given above are true and correct									Add: CGST			1,679.40	
Bank - Yes Bank Limited									Add: SGST			1,679.40	
A/c No. 019081400002631									Total Tax Amount			3,358.80	
Dalhousie Branch, Kolkata									Total Amount after Tax			22,018.80	
IFSC Code YESB0000190									GST on Reverse Charge			-	

For IPCL Power Trading Private Limited  
  
 KOLKATA 700 091  
 Authorized Signatory





Tax Invoice

IPCL POWER TRADING PRIVATE LIMITED  
PLOT X1 - 2 & 3 , BLOCK EP SECTOR V SALT LAKE CITY  
KOLKATA, WEST BENGAL , PIN -700091  
Ph-033 6609 4300, FAX -033 2357 2452

e-mail- iptpl@indapower.com, web-www.indiapower.com

GSTIN:19AACCI5144E1ZQ  
LOI/PPA Ref: MOU Dated 01.04.2018

ORIGINAL FOR RECIPIENT

Invoice No: 111/18-19/THPCL	Transport Mode: NA
Invoice date: 18-07-2018	Vehicle number: NA
Reverse Charge (Y/N): N	Date of Supply: NA
State: WEST BENGAL	Code 19
Place of Supply: West Bengal-713347	

Bill to Party				Ship to Party			
Name: INDIA POWER CORPORATION LIMITED				Name: INDIA POWER CORPORATION LIMITED			
Address: PLOT-X1-2 & 3 , BLOCK EP SECTOR V, SALT LAKE CITY KOLKATA-700 091 GSTIN: 19AABCD0340G1Z4				Address: PLOT-X1-2 & 3 , BLOCK EP SECTOR V, SALT LAKE CITY KOLKATA-700 091 GSTIN: 19AABCD0340G1Z4			
State: West Bengal		Code	19	State: West Bengal		Code	19

Sr No.	Description of Goods/Services	SAC Code	UOM	Qty (In kWh)	Rate Rs(in kWh)	Amount	Discount	Taxable Value	CGST		SGST		Total
									Rate	Amount	Rate	Amount	
1	Trading Fees of Electrical Energy	9998	kWh	1877000	0.01	18,770.00	-	18,770.00	9%	1,689.30	9%	1,689.30	22,148.60
Total				1877000		18,770.00		18,770.00		1,689.30		1,689.30	22,148.60
Total Amount In Words: Rupees Twenty Two Thousand One Hundred Forty Eight and Paise Sixty									Total Amount before Tax		18,770.00		
0									Add: CGST		1,689.30		
Bank - Yes Bank Limited									Add: SGST		1,689.30		
A/c No. 019081400002631									Total Tax Amount		3,378.60		
Dalhousie Branch, Kolkata									Total Amount after Tax		22,148.60		
IFSC Code YESB0000190									GST on Reverse Charge		-		

For IPCL Power Trading Private Limited  
KOLKATA 700 091  
Authorized Signatory



**INDIA POWER**

Tax Invoice

IPCL POWER TRADING PRIVATE LIMITED  
PLOT X1 - 2 & 3 , BLOCK EP SECTOR V SALT LAKE CITY  
KOLKATA, WEST BENGAL , PIN -700091  
Ph-033 6609 4300, FAX -033 2357 2452


e-mail- iptpl@indapower.com, web-www.indiapower.com

ORIGINAL FOR RECIPIENT

GSTIN:19AACCI5144E1ZQ  
LOI/PPA Ref: MOU Dated 01.04.2018

Invoice No: 112/18-19/IIIPCL												Transport Mode: NA																																																																																																																																	
Invoice date: 19-07-2018												Vehicle number: NA																																																																																																																																	
Reverse Charge (Y/N): N												Date of Supply: NA																																																																																																																																	
State: WEST BENGAL						Code		19		Place of Supply: West Bengal-713347																																																																																																																																			
Bill to Party						Ship to Party																																																																																																																																							
Name: INDIA POWER CORPORATION LIMITED						Name: INDIA POWER CORPORATION LIMITED																																																																																																																																							
Address: PLOT-X1-2 & 3 , BLOCK EP SECTOR V, SALT LAKE CITY KOLKATA-700 091						Address: PLOT-X1-2 & 3 , BLOCK EP SECTOR V, SALT LAKE CITY KOLKATA-700 091																																																																																																																																							
GSTIN: 19AABCD0340G1Z4						GSTIN: 19AABCD0340G1Z4																																																																																																																																							
State: West Bengal						Code		19		State: West Bengal																																																																																																																																			
<table border="1"> <thead> <tr> <th rowspan="2">Sr No.</th> <th rowspan="2">Description of Goods/Services</th> <th rowspan="2">SAC Code</th> <th rowspan="2">UOM</th> <th rowspan="2">Qty (In kWh)</th> <th rowspan="2">Rate Rs(in kWh)</th> <th rowspan="2">Amount</th> <th rowspan="2">Discount</th> <th rowspan="2">Taxable Value</th> <th colspan="2">CGST</th> <th colspan="2">SGST</th> <th rowspan="2">Total</th> </tr> <tr> <th>Rate</th> <th>Amount</th> <th>Rate</th> <th>Amount</th> </tr> </thead> <tbody> <tr> <td>1</td> <td>Trading Fees of Electrical Energy</td> <td>9998</td> <td>kWh</td> <td>1869000</td> <td>0.01</td> <td>18,690.00</td> <td>-</td> <td>18,690.00</td> <td>9%</td> <td>1,682.10</td> <td>9%</td> <td>1,682.10</td> <td>22,054.20</td> </tr> <tr> <td colspan="4">Total</td> <td>1869000</td> <td></td> <td>18,690.00</td> <td></td> <td>18,690.00</td> <td></td> <td>1,682.10</td> <td></td> <td>1,682.10</td> <td>22,054.20</td> </tr> <tr> <td colspan="9">Total Amount In Words: Rupees Twenty Two Thousand Fifty Four and Paise Twenty Only</td> <td colspan="3">Total Amount before Tax</td> <td colspan="2">18,690.00</td> </tr> <tr> <td colspan="9"></td> <td colspan="3">Add: CGST</td> <td colspan="2">1,682.10</td> </tr> <tr> <td colspan="9">Bank - Yes Bank Limited</td> <td colspan="3">Add: SGST</td> <td colspan="2">1,682.10</td> </tr> <tr> <td colspan="9">A/c No. 019081400002631</td> <td colspan="3">Total Tax Amount</td> <td colspan="2">3,364.20</td> </tr> <tr> <td colspan="9">Dalhousie Branch, Kolkata</td> <td colspan="3">Total Amount after Tax</td> <td colspan="2">22,054.20</td> </tr> <tr> <td colspan="9">IFSC Code YESB0000190</td> <td colspan="3">GST on Reverse Charge</td> <td colspan="2">-</td> </tr> </tbody> </table>												Sr No.	Description of Goods/Services	SAC Code	UOM	Qty (In kWh)	Rate Rs(in kWh)	Amount	Discount	Taxable Value	CGST		SGST		Total	Rate	Amount	Rate	Amount	1	Trading Fees of Electrical Energy	9998	kWh	1869000	0.01	18,690.00	-	18,690.00	9%	1,682.10	9%	1,682.10	22,054.20	Total				1869000		18,690.00		18,690.00		1,682.10		1,682.10	22,054.20	Total Amount In Words: Rupees Twenty Two Thousand Fifty Four and Paise Twenty Only									Total Amount before Tax			18,690.00											Add: CGST			1,682.10		Bank - Yes Bank Limited									Add: SGST			1,682.10		A/c No. 019081400002631									Total Tax Amount			3,364.20		Dalhousie Branch, Kolkata									Total Amount after Tax			22,054.20		IFSC Code YESB0000190									GST on Reverse Charge			-	
Sr No.	Description of Goods/Services	SAC Code	UOM	Qty (In kWh)	Rate Rs(in kWh)	Amount	Discount	Taxable Value	CGST		SGST										Total																																																																																																																								
									Rate	Amount	Rate	Amount																																																																																																																																	
1	Trading Fees of Electrical Energy	9998	kWh	1869000	0.01	18,690.00	-	18,690.00	9%	1,682.10	9%	1,682.10	22,054.20																																																																																																																																
Total				1869000		18,690.00		18,690.00		1,682.10		1,682.10	22,054.20																																																																																																																																
Total Amount In Words: Rupees Twenty Two Thousand Fifty Four and Paise Twenty Only									Total Amount before Tax			18,690.00																																																																																																																																	
									Add: CGST			1,682.10																																																																																																																																	
Bank - Yes Bank Limited									Add: SGST			1,682.10																																																																																																																																	
A/c No. 019081400002631									Total Tax Amount			3,364.20																																																																																																																																	
Dalhousie Branch, Kolkata									Total Amount after Tax			22,054.20																																																																																																																																	
IFSC Code YESB0000190									GST on Reverse Charge			-																																																																																																																																	
<p align="center">0</p> <p align="center">For IPCL Power Trading Private Limited</p> <p align="center">KOLKATA 700 091</p> <p align="center">Authorized Signatory</p>																																																																																																																																													





Tax Invoice

IPCL POWER TRADING PRIVATE LIMITED  
PLOT X1 - 2 & 3 , BLOCK EP SECTOR V SALT LAKE CITY  
KOLKATA, WEST BENGAL , PIN -700091  
Ph-033 6609 4300, FAX -033 2357 2452

e-mail- iptpl@indapower.com, web-www.indiapower.com

GSTIN:19AACCI5144E1ZQ  
LOI/PPA Ref: MOU Dated 01.04.2018

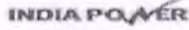
ORIGINAL FOR RECIPIENT

Invoice No: 113/18-19/THIPCL	Transport Mode: NA	
Invoice date: 20-07-2018	Vehicle number: NA	
Reverse Charge (Y/N): N	Date of Supply: NA	
State: WEST BENGAL	Code 19	Place of Supply: West Bengal-713347

Bill to Party				Ship to Party			
Name: INDIA POWER CORPORATION LIMITED				Name: INDIA POWER CORPORATION LIMITED			
Address: PLOT-X1-2 & 3 , BLOCK EP SECTOR V, SALT LAKE CITY KOLKATA-700 091 GSTIN: 19AABCD0340G1Z4				Address: PLOT-X1-2 & 3 , BLOCK EP SECTOR V, SALT LAKE CITY KOLKATA-700 091 GSTIN: 19AABCD0340G1Z4			
State: West Bengal		Code 19		State: West Bengal		Code 19	

Sr No.	Description of Goods/Services	SAC Code	UOM	Qty (In kWh)	Rate Rs(in kwh)	Amount	Discount	Taxable Value	CGST		SGST		Total
									Rate	Amount	Rate	Amount	
1	Trading Fees of Electrical Energy	9998	kWh	1893000	0.01	18,930.00	-	18,930.00	9%	1,703.70	9%	1,703.70	22,337.40
Total				1893000		18,930.00		18,930.00		1,703.70		1,703.70	22,337.40
Total Amount In Words: Rupees Twenty Two Thousand Three Hundred Thirty Seven and Paise Forty Only									Total Amount before Tax			18,930.00	
Bank - Yes Bank Limited									Add: CGST			1,703.70	
A/c No. 019081400002631									Add: SGST			1,703.70	
Dalhousie Branch, Kolkata									Total Tax Amount			3,407.40	
IFSC Code YESB0000190									Total Amount after Tax			22,337.40	
									GST on Reverse Charge			-	





Tax Invoice

IPCL POWER TRADING PRIVATE LIMITED  
PLOT X1 - 2 & 3 , BLOCK EP SECTOR V SALT LAKE CITY  
KOLKATA, WEST BENGAL , PIN -700091  
Ph-033 6609 4300, FAX -033 2357 2452

e-mail- iptpl@indapower.com, web-www.indiapower.com


GSTIN:19AACCI5144E1ZQ  
LOI/PPA Ref: MOU Dated 01.04.2018

ORIGINAL FOR RECIPIENT

ORIGINAL FOR RECIPIENT															
GSTIN:19AACCI5144E1ZQ LOI/PPA Ref: MOU Dated 01.04.2018															
Invoice No: 114/18-19/TIIPCL								Transport Mode: NA							
Invoice date: 21-07-2018								Vehicle number: NA							
Reverse Charge (Y/N): N								Date of Supply: NA							
State: WEST BENGAL				Code		19		Place of Supply: West Bengal-713347							
Bill to Party							Ship to Party								
Name: INDIA POWER CORPORATION LIMITED							Name: INDIA POWER CORPORATION LIMITED								
Address: PLOT-X1-2 & 3 , BLOCK EP SECTOR V, SALT LAKE CITY KOLKATA-700 091 GSTIN: 19AABCD0340G1Z4							Address: PLOT-X1-2 & 3 , BLOCK EP SECTOR V, SALT LAKE CITY KOLKATA-700 091 GSTIN: 19AABCD0340G1Z4								
State: West Bengal				Code		19		State: West Bengal				Code		19	
Sr No.	Description of Goods/Services	SAC Code	UOM	Qty (In kWh)	Rate Rs(in kwh)	Amount	Discount	Taxable Value	CGST		SGST		Total		
1	Trading Fees of Electrical Energy	9998	kWh	1666000	0.01	16,660.00	-	16,660.00	Rate	Amount	Rate	Amount	19,658.80		
Total				1666000		16,660.00		16,660.00		1,499.40		1,499.40	19,658.80		
Total Amount In Words: Rupees Nineteen Thousand Six Hundred Fifty Eight and Paise Eighty Only									Total Amount before Tax			16,660.00			
Bank - Yes Bank Limited									Add: CGST			1,499.40			
A/c No. 019081400002631									Add: SGST			1,499.40			
Dalhousie Branch, Kolkata									Total Tax Amount			2,998.80			
IFSC Code YESB0000190									Total Amount after Tax			19,658.80			
									GST on Reverse Charge			-			

For IPCL Power Trading Private Limited  
KOLKATA 700 091  
Authorized Signatory





Tax Invoice

IPCL POWER TRADING PRIVATE LIMITED  
PLOT X1 - 2 & 3 , BLOCK EP SECTOR V SALT LAKE CITY  
KOLKATA, WEST BENGAL , PIN -700091  
Ph-033 6609 4300, FAX -033 2357 2452


e-mail- iptpl@indapower.com, web-www.indiapower.com

GSTIN:19AACCI5144E1ZQ  
LOI/PPA Ref: MOU Dated 01.04.2018

ORIGINAL FOR RECIPIENT

Invoice No: 115/18-19/THPCL										Transport Mode: NA				
Invoice date: 22-07-2018										Vehicle number: NA				
Reverse Charge (Y/N): N										Date of Supply: NA				
State: WEST BENGAL				Code		19		Place of Supply: West Bengal-713347						
Bill to Party										Ship to Party				
Name: INDIA POWER CORPORATION LIMITED										Name: INDIA POWER CORPORATION LIMITED				
Address: PLOT-X1-2 & 3 , BLOCK EP SECTOR V, SALT LAKE CITY KOLKATA-700 091										Address: PLOT-X1-2 & 3 , BLOCK EP SECTOR V, SALT LAKE CITY KOLKATA-700 091				
GSTIN: 19AABCD0340G1Z4										GSTIN: 19AABCD0340G1Z4				
State: West Bengal				Code		19		State: West Bengal			Code		19	
Sr No.	Description of Goods/Services	SAC Code	UOM	Qty (In kWh)	Rate Rs(in kwh)	Amount	Discount	Taxable Value	CGST		SGST		Total	
									Rate	Amount	Rate	Amount		
1	Trading Fees of Electrical Energy	9998	kWh	1592000	0.01	15,920.00	-	15,920.00	9%	1,432.80	9%	1,432.80	18,785.60	
Total				1592000		15,920.00		15,920.00		1,432.80		1,432.80	18,785.60	
Total Amount In Words: Rupees Eighteen Thousand Seven Hundred Eighty Five and Paise Sixty Only										Total Amount before Tax			15,920.00	
Bank - Yes Bank Limited										Add: CGST			1,432.80	
A/c No. 019081400002631										Add: SGST			1,432.80	
Dalhousie Branch, Kolkata										Total Tax Amount			2,865.60	
IFSC Code YESB0000190										Total Amount after Tax			18,785.60	
										GST on Reverse Charge			-	

IPCL Power Trading Private Limited  
KOLKATA 700 091  
Authorized Signatory



Tax Invoice

IPCL POWER TRADING PRIVATE LIMITED  
PLOT X1 - 2 & 3 , BLOCK EP SECTOR V SALT LAKE CITY  
KOLKATA, WEST BENGAL , PIN - 700091  
Ph-033 6609 4300, FAX -033 2357 2452

e-mail- iptpl@indapower.com, web-www.indiapower.com

GSTIN:19AACCI5144E1ZQ  
LOI/PPA Ref: MOU Dated 01.04.2018

ORIGINAL FOR RECIPIENT

Invoice No: 116/18-19/TIIPCL	Transport Mode: NA		
Invoice date: 23-07-2018	Vehicle number: NA		
Reverse Charge (Y/N): N	Date of Supply: NA		
State: WEST BENGAL	Code	19	Place of Supply: West Bengal-713347


Bill to Party				Ship to Party			
Name: INDIA POWER CORPORATION LIMITED				Name: INDIA POWER CORPORATION LIMITED			
Address: PLOT-X1-2 & 3 , BLOCK EP SECTOR V, SALT LAKE CITY KOLKATA-700 091				Address: PLOT-X1-2 & 3 , BLOCK EP SECTOR V, SALT LAKE CITY KOLKATA-700 091			
GSTIN: 19AABCD0340G1Z4				GSTIN: 19AABCD0340G1Z4			
State: West Bengal		Code	19	State: West Bengal		Code	19

Sr No.	Description of Goods/Services	SAC Code	UOM	Qty (In kWh)	Rate Rs(in kWh)	Amount	Discount	Taxable Value	CGST		SGST		Total
									Rate	Amount	Rate	Amount	
1	Trading Fees of Electrical Energy	9998	kWh	1526000	0.01	15,260.00	-	15,260.00	9%	1,373.40	9%	1,373.40	18,006.80
Total				1526000		15,260.00		15,260.00		1,373.40		1,373.40	18,006.80
Total Amount In Words: Rupees Eighteen Thousand Six and Paise Eighty Only									Total Amount before Tax		15,260.00		
Bank - Yes Bank Limited									Add: CGST		1,373.40		
A/c No. 019081400002631									Add: SGST		1,373.40		
Dalhousie Branch, Kolkata									Total Tax Amount		2,746.80		
IFSC Code YESB0000190									Total Amount after Tax		18,006.80		
									GST on Reverse Charge		-		

For IPCL Power Trading Private Limited  
KOLKATA 700 091  
Authorized Signatory







Tax Invoice

IPCL POWER TRADING PRIVATE LIMITED  
PLOT X1 - 2 & 3 , BLOCK EP SECTOR V SALT LAKE CITY  
KOLKATA, WEST BENGAL , PIN -700091  
Ph-033 6609 4300, FAX -033 2357 2452

e-mail- iptpl@indapower.com, web-www.indiapower.com

GSTIN:19AACCI5144E1ZQ  
LOI/PPA Ref: MOU Dated 01.04.2018

ORIGINAL FOR RECIPIENT

Invoice No: 117/18-19/THIPCL	Transport Mode: NA		
Invoice date: 24-07-2018	Vehicle number: NA		
Reverse Charge (Y/N): N	Date of Supply: NA		
State: WEST BENGAL	Code	19	Place of Supply: West Bengal-713347

Bill to Party				Ship to Party			
Name: INDIA POWER CORPORATION LIMITED				Name: INDIA POWER CORPORATION LIMITED			
Address: PLOT-X1-2 & 3 , BLOCK EP SECTOR V, SALT LAKE CITY KOLKATA-700 091				Address: PLOT-X1-2 & 3 , BLOCK EP SECTOR V, SALT LAKE CITY KOLKATA-700 091			
GSTIN: 19AABCD0340G1Z4				GSTIN: 19AABCD0340G1Z4			
State: West Bengal		Code	19	State: West Bengal		Code	19

Sr No.	Description of Goods/Services	SAC Code	UOM	Qty (In kWh)	Rate Rs(in kWh)	Amount	Discount	Taxable Value	CGST		SGST		Total
									Rate	Amount	Rate	Amount	
1	Trading Fees of Electrical Energy	9998	kWh	1470000	0.01	14,700.00	-	14,700.00	9%	1,323.00	9%	1,323.00	17,346.00
Total				1470000		14,700.00		14,700.00		1,323.00		1,323.00	17,346.00
Total Amount In Words: Rupees Seventeen Thousand Three Hundred Forty Six Only									Total Amount before Tax			14,700.00	
Bank - Yes Bank Limited									Add: CGST			1,323.00	
A/c No. 019081400002631									Add: SGST			1,323.00	
Dalhousie Branch, Kolkata									Total Tax Amount			2,646.00	
IFSC Code YESB0000190									Total Amount after Tax			17,346.00	
									GST on Reverse Charge			-	

For IPCL Power Trading Private Limited  
KOLKATA  
700 091  
Authorized Signatory



**INDIA POWER**


Tax Invoice

IPCL POWER TRADING PRIVATE LIMITED  
PLOT X1 - 2 & 3 , BLOCK EP SECTOR V SALT LAKE CITY  
KOLKATA, WEST BENGAL , PIN - 700091  
Ph-033 6609 4300, FAX -033 2357 2452

e-mail- iptpl@indapower.com, web-www.indiapower.com

GSTIN:19AACCI5144E1ZQ  
LOI/PPA Ref: MOU Dated 01.04.2018

ORIGINAL FOR RECIPIENT

Invoice No: 118/18-19/TIIPCL												Transport Mode: NA																																																																																																																																	
Invoice date: 25-07-2018												Vehicle number: NA																																																																																																																																	
Reverse Charge (Y/N): N												Date of Supply: NA																																																																																																																																	
State: WEST BENGAL						Code		19		Place of Supply: West Bengal-713347																																																																																																																																			
Bill to Party						Ship to Party																																																																																																																																							
Name: INDIA POWER CORPORATION LIMITED												Name: INDIA POWER CORPORATION LIMITED																																																																																																																																	
Address: PLOT-X1-2 & 3 , BLOCK EP SECTOR V, SALT LAKE CITY KOLKATA-700 091 GSTIN: 19AABCD0340G1Z4												Address: PLOT-X1-2 & 3 , BLOCK EP SECTOR V, SALT LAKE CITY KOLKATA-700 091 GSTIN: 19AABCD0340G1Z4																																																																																																																																	
State: West Bengal						Code		19		State: West Bengal																																																																																																																																			
<table border="1" style="width:100%; border-collapse: collapse;"> <thead> <tr> <th rowspan="2">Sr No.</th> <th rowspan="2">Description of Goods/Services</th> <th rowspan="2">SAC Code</th> <th rowspan="2">UOM</th> <th rowspan="2">Qty (In kWh)</th> <th rowspan="2">Rate Rs(In kWh)</th> <th rowspan="2">Amount</th> <th rowspan="2">Discount</th> <th rowspan="2">Taxable Value</th> <th colspan="2">CGST</th> <th colspan="2">SGST</th> <th rowspan="2">Total</th> </tr> <tr> <th>Rate</th> <th>Amount</th> <th>Rate</th> <th>Amount</th> </tr> </thead> <tbody> <tr> <td>1</td> <td>Trading Fees of Electrical Energy</td> <td>9998</td> <td>kWh</td> <td>1498000</td> <td>0.01</td> <td>14,980.00</td> <td>-</td> <td>14,980.00</td> <td>9%</td> <td>1,348.20</td> <td>9%</td> <td>1,348.20</td> <td>17,676.40</td> </tr> <tr> <td colspan="4">Total</td> <td>1498000</td> <td></td> <td>14,980.00</td> <td></td> <td>14,980.00</td> <td></td> <td>1,348.20</td> <td></td> <td>1,348.20</td> <td>17,676.40</td> </tr> <tr> <td colspan="9">Total Amount In Words: Rupees Seventeen Thousand Six Hundred Seventy Six and Paise Forty Only</td> <td colspan="4">Total Amount before Tax</td> <td>14,980.00</td> </tr> <tr> <td colspan="9">Bank - Yes Bank Limited</td> <td colspan="4">Add: CGST</td> <td>1,348.20</td> </tr> <tr> <td colspan="9">A/c No. 019081400002631</td> <td colspan="4">Add: SGST</td> <td>1,348.20</td> </tr> <tr> <td colspan="9">Dalhousie Branch, Kolkata</td> <td colspan="4">Total Tax Amount</td> <td>2,696.40</td> </tr> <tr> <td colspan="9">IFSC Code YESB0000190</td> <td colspan="4">Total Amount after Tax</td> <td>17,676.40</td> </tr> <tr> <td colspan="9"></td> <td colspan="4">GST on Reverse Charge</td> <td>-</td> </tr> </tbody> </table>												Sr No.	Description of Goods/Services	SAC Code	UOM	Qty (In kWh)	Rate Rs(In kWh)	Amount	Discount	Taxable Value	CGST		SGST		Total	Rate	Amount	Rate	Amount	1	Trading Fees of Electrical Energy	9998	kWh	1498000	0.01	14,980.00	-	14,980.00	9%	1,348.20	9%	1,348.20	17,676.40	Total				1498000		14,980.00		14,980.00		1,348.20		1,348.20	17,676.40	Total Amount In Words: Rupees Seventeen Thousand Six Hundred Seventy Six and Paise Forty Only									Total Amount before Tax				14,980.00	Bank - Yes Bank Limited									Add: CGST				1,348.20	A/c No. 019081400002631									Add: SGST				1,348.20	Dalhousie Branch, Kolkata									Total Tax Amount				2,696.40	IFSC Code YESB0000190									Total Amount after Tax				17,676.40										GST on Reverse Charge				-
Sr No.	Description of Goods/Services	SAC Code	UOM	Qty (In kWh)	Rate Rs(In kWh)	Amount	Discount	Taxable Value	CGST		SGST										Total																																																																																																																								
									Rate	Amount	Rate	Amount																																																																																																																																	
1	Trading Fees of Electrical Energy	9998	kWh	1498000	0.01	14,980.00	-	14,980.00	9%	1,348.20	9%	1,348.20	17,676.40																																																																																																																																
Total				1498000		14,980.00		14,980.00		1,348.20		1,348.20	17,676.40																																																																																																																																
Total Amount In Words: Rupees Seventeen Thousand Six Hundred Seventy Six and Paise Forty Only									Total Amount before Tax				14,980.00																																																																																																																																
Bank - Yes Bank Limited									Add: CGST				1,348.20																																																																																																																																
A/c No. 019081400002631									Add: SGST				1,348.20																																																																																																																																
Dalhousie Branch, Kolkata									Total Tax Amount				2,696.40																																																																																																																																
IFSC Code YESB0000190									Total Amount after Tax				17,676.40																																																																																																																																
									GST on Reverse Charge				-																																																																																																																																
<p align="center">                    IPCL Power Trading Private Limited                  KOLKATA 700 091                  Authorised Signatory             </p>																																																																																																																																													






Tax Invoice

IPCL POWER TRADING PRIVATE LIMITED  
PLOT X1 - 2 & 3 , BLOCK EP SECTOR V SALT LAKE CITY  
KOLKATA, WEST BENGAL , PIN - 700091  
Ph-033 6609 4300, FAX -033 2357 2452

e-mail- iptpl@indapower.com, web-www.indiapower.com

GSTIN:19AACCI5144E1ZQ  
LOI/PPA Ref: MOU Dated 01.04.2018

ORIGINAL FOR RECIPIENT

GSTIN:19AACCI5144E1ZQ ORIGINAL FOR RECIPIENT LOI/PPA Ref: MOU Dated 01.04.2018													
Invoice No: 119/18-19/THIPCL						Transport Mode: NA							
Invoice date: 26-07-2018						Vehicle number: NA							
Reverse Charge (Y/N): N						Date of Supply: NA							
State: WEST BENGAL				Code		19		Place of Supply: West Bengal-713347					
Bill to Party						Ship to Party							
Name: INDIA POWER CORPORATION LIMITED						Name: INDIA POWER CORPORATION LIMITED							
Address: PLOT-X1-2 & 3 , BLOCK EP SECTOR V, SALT LAKE CITY KOLKATA-700 091 GSTIN: 19AABCD0340G1Z4						Address: PLOT-X1-2 & 3 , BLOCK EP SECTOR V, SALT LAKE CITY KOLKATA-700 091 GSTIN: 19AABCD0340G1Z4							
State: West Bengal				Code		19		State: West Bengal				Code	19
Sr No.	Description of Goods/Services	SAC Code	UOM	Qty (In kWh)	Rate Rs(in kWh)	Amount	Discount	Taxable Value	CGST		SGST		Total
									Rate	Amount	Rate	Amount	
1	Trading Fees of Electrical Energy	9998	kWh	1492000	0.01	14,920.00	-	14,920.00	9%	1,342.80	9%	1,342.80	17,605.60
Total				1492000		14,920.00		14,920.00		1,342.80		1,342.80	17,605.60
Total Amount In Words: Rupees Seventeen Thousand Six Hundred Five and Paise Sixty Only									Total Amount before Tax			14,920.00	
 For IPCL Power Trading Private Limited KOLKATA 700 091 Authorized Signatory									Add: CGST			1,342.80	
									Add: SGST			1,342.80	
									Total Tax Amount			2,685.60	
									Total Amount after Tax			17,605.60	
									GST on Reverse Charge			-	
Bank - Yes Bank Limited													
A/c No. 019081400002631													
Dalhousie Branch, Kolkata													
IFSC Code YESB0000190													



**INDIA POWER**

Tax Invoice

IPCL POWER TRADING PRIVATE LIMITED  
PLOT X1 - 2 & 3 , BLOCK EP SECTOR V SALT LAKE CITY  
KOLKATA, WEST BENGAL , PIN - 700091  
Ph-033 6609 4300, FAX -033 2357 2452

e-mail- iptpl@indapower.com, web-www.indiapower.com

GSTIN:19AACCI5144E1ZQ  
LOI/PPA Ref: MOU Dated 01.04.2018

ORIGINAL FOR RECIPIENT


Invoice No: 120/18-19/THPCL	Transport Mode: NA
Invoice date: 27-07-2018	Vehicle number: NA
Reverse Charge (Y/N): N	Date of Supply: NA
State: WEST BENGAL	Place of Supply: West Bengal-713347
Code	19

Bill to Party				Ship to Party			
Name: INDIA POWER CORPORATION LIMITED				Name: INDIA POWER CORPORATION LIMITED			
Address: PLOT-X1-2 & 3 , BLOCK EP SECTOR V, SALT LAKE CITY KOLKATA-700 091 GSTIN: 19AABCD0340G1Z4				Address: PLOT-X1-2 & 3 , BLOCK EP SECTOR V, SALT LAKE CITY KOLKATA-700 091 GSTIN: 19AABCD0340G1Z4			
State: West Bengal				State: West Bengal			
Code				Code			
19				19			

Sr No.	Description of Goods/Services	SAC Code	UOM	Qty (In kWh)	Rate Rs(in kWh)	Amount	Discount	Taxable Value	CGST		SGST		Total
									Rate	Amount	Rate	Amount	
1	Trading Fees of Electrical Energy	9998	kWh	1694000	0.01	16,940.00	-	16,940.00	9%	1,524.60	9%	1,524.60	19,989.20
Total				1694000		16,940.00		16,940.00		1,524.60		1,524.60	19,989.20
<b>Total Amount In Words: Rupees Nineteen Thousand Nine Hundred Eighty Nine and Paise Twenty Only</b>									Total Amount before Tax			16,940.00	
Bank - Yes Bank Limited									Add: CGST			1,524.60	
A/c No. 019081400002631									Add: SGST			1,524.60	
Dalhousie Branch, Kolkata									Total Tax Amount			3,049.20	
IFSC Code YESB0000190									Total Amount after Tax			19,989.20	
									GST on Reverse Charge			-	

For IPCL Power Trading Private Limited  
KOLKATA  
700 091  
Authorised Signatory





Tax Invoice

IPCL POWER TRADING PRIVATE LIMITED  
PLOT X1 - 2 & 3 , BLOCK EP SECTOR V SALT LAKE CITY  
KOLKATA, WEST BENGAL , PIN -700091  
Ph-033 6609 4300, FAX -033 2357 2452

e-mail- iptpl@indapower.com, web-www.indiapower.com

GSTIN:19AACCI5144E1ZQ  
LOI/PPA Ref: MOU Dated 01.04.2018


ORIGINAL FOR RECIPIENT

Invoice No: 121/18-19/THPCL	Transport Mode: NA
Invoice date: 28-07-2018	Vehicle number: NA
Reverse Charge (Y/N): N	Date of Supply: NA
State: WEST BENGAL	Code 19
Place of Supply: West Bengal-713347	

Bill to Party				Ship to Party			
Name: INDIA POWER CORPORATION LIMITED				Name: INDIA POWER CORPORATION LIMITED			
Address: PLOT-X1-2 & 3 , BLOCK EP SECTOR V, SALT LAKE CITY KOLKATA-700 091				Address: PLOT-X1-2 & 3 , BLOCK EP SECTOR V, SALT LAKE CITY KOLKATA-700 091			
GSTIN: 19AABCD0340G1Z4				GSTIN: 19AABCD0340G1Z4			
State: West Bengal		Code 19		State: West Bengal		Code 19	

Sr No.	Description of Goods/Services	SAC Code	UOM	Qty (In kWh)	Rate Rs(in kwh)	Amount	Discount	Taxable Value	CGST		SGST		Total
									Rate	Amount	Rate	Amount	
1	Trading Fees of Electrical Energy	999B	kWh	1580000	0.01	15,800.00	-	15,800.00	9%	1,422.00	9%	1,422.00	18,644.00
Total				1580000		15,800.00		15,800.00		1,422.00		1,422.00	18,644.00

Total Amount In Words: Rupees Eighteen Thousand Six Hundred Forty Four Only									Total Amount before Tax		15,800.00	
Bank - Yes Bank Limited									Add: CGST		1,422.00	
A/c No. 019081400002631									Add: SGST		1,422.00	
Dalhousie Branch, Kolkata									Total Tax Amount		2,844.00	
IFSC Code YESB0000190									Total Amount after Tax		18,644.00	
									GST on Reverse Charge		-	

For IPCL Power Trading Private Limited  
  
 Authorised Signatory



**INDIA POWER**

Tax Invoice

IPCL POWER TRADING PRIVATE LIMITED  
 PLOT X1 - 2 & 3 , BLOCK EP SECTOR V SALT LAKE CITY  
 KOLKATA, WEST BENGAL , PIN - 700091  
 Ph-033 6609 4300, FAX -033 2357 2452

e-mail- iptpl@indapower.com, web-www.indiapower.com

GSTIN:19AACCI5144E1ZQ  
 LOI/PPA Ref: MOU Dated 01.04.2018

ORIGINAL FOR RECIPIENT

Invoice No: 122/18-19/THPCL		Transport Mode: NA	
Invoice date: 29-07-2018		Vehicle number: NA	
Reverse Charge (Y/N): N		Date of Supply: NA	
State: WEST BENGAL	Code	19	Place of Supply: West Bengal-713347
Bill to Party		Ship to Party	
Name: INDIA POWER CORPORATION LIMITED		Name: INDIA POWER CORPORATION LIMITED	
Address: PLOT-X1-2 & 3 . BLOCK EP SECTOR V, SALT LAKE CITY KOLKATA-700 091 GSTIN: 19AABCD0340G1Z4		Address: PLOT-X1-2 & 3 , BLOCK EP SECTOR V, SALT LAKE CITY KOLKATA-700 091 GSTIN: 19AABCD0340G1Z4	
State: West Bengal	Code	19	State: West Bengal
			Code 19

Sr No.	Description of Goods/Services	SAC Code	UOM	Qty (In kWh)	Rate Rs(in kWh)	Amount	Discount	Taxable Value	CGST		SGST		Total
									Rate	Amount	Rate	Amount	
1	Trading Fees of Electrical Energy	9998	kWh	1620000	0.01	16,200.00	-	16,200.00	9%	1,458.00	9%	1,458.00	19,116.00
Total				1620000		16,200.00		16,200.00		1,458.00		1,458.00	19,116.00
Total Amount In Words: Rupees Nineteen Thousand One Hundred Sixteen Only									Total Amount before Tax				16,200.00
Bank - Yes Bank Limited									Add: CGST				1,458.00
A/c No. 019081400002631									Add: SGST				1,458.00
Dalhousie Branch, Kolkata									Total Tax Amount				2,916.00
IFSC Code YESB0000190									Total Amount after Tax				19,116.00
									GST on Reverse Charge				-

IPCL Power Trading Private Limited  
 KOLKATA  
 700 091  
 Authorised Signatory




**INDIA POWER**

Tax Invoice

IPCL POWER TRADING PRIVATE LIMITED  
PLOT X1 - 2 & 3 , BLOCK EP SECTOR V SALT LAKE CITY  
KOLKATA, WEST BENGAL , PIN -700091  
Ph-033 6609 4300, FAX -033 2357 2452

e-mail- lptpl@indapower.com, web-www.indiapower.com

GSTIN:19AACCI5144E1ZQ										ORIGINAL FOR RECIPIENT			
LOI/PPA Ref: MOU Dated 01.04.2018													
Invoice No: 123/18-19/THPCL					Transport Mode: NA								
Invoice date: 30-07-2018					Vehicle number: NA								
Reverse Charge (Y/N): N					Date of Supply: NA								
State: WEST BENGAL			Code		19		Place of Supply: West Bengal-713347						
Bill to Party						Ship to Party							
Name: INDIA POWER CORPORATION LIMITED						Name: INDIA POWER CORPORATION LIMITED							
Address: PLOT-X1-2 & 3 , BLOCK EP SECTOR V, SALT LAKE CITY KOLKATA-700 091						Address: PLOT-X1-2 & 3 , BLOCK EP SECTOR V, SALT LAKE CITY KOLKATA-700 091							
GSTIN: 19AABCD0340G1Z4						GSTIN: 19AABCD0340G1Z4							
State: West Bengal			Code		19		State: West Bengal			Code		19	
Sr No.	Description of Goods/Services	SAC Code	UOM	Qty (In kWh)	Rate Rs(in kwh)	Amount	Discount	Taxable Value	CGST		SGST		Total
									Rate	Amount	Rate	Amount	
1	Trading Fees of Electrical Energy	9998	kWh	1618000	0.01	16,180.00	-	16,180.00	9%	1,456.20	9%	1,456.20	19,092.40
<b>Total</b>				1618000		16,180.00		16,180.00		1,456.20		1,456.20	19,092.40
<b>Total Amount In Words: Rupees Nineteen Thousand Ninety Two and Paise Forty Only</b>									Total Amount before Tax			16,180.00	
<div style="display: flex; align-items: center;"> <div style="border: 1px solid black; padding: 5px; margin-right: 10px;">                     Bank - Yes Bank Limited A/c No. 019081400002631 Dalhousie Branch, Kolkata IFSC Code YESB0000190                 </div> <div style="text-align: center;">  <p>For IPCL Power Trading Private Limited <i>Rakta</i> Authorised Signatory</p> </div> </div>									Add: CGST			1,456.20	
									Add: SGST			1,456.20	
									Total Tax Amount			2,912.40	
									Total Amount after Tax			19,092.40	
									GST on Reverse Charge			-	




**INDIA POWER**

Tax Invoice

IPCL POWER TRADING PRIVATE LIMITED  
 PLOT X1 - 2 & 3 , BLOCK EP SECTOR V SALT LAKE CITY  
 KOLKATA, WEST BENGAL , PIN -700091  
 Ph-033 6609 4300, FAX -033 2357 2452

e-mail- iptpl@indapower.com, web-www.indiapower.com

GSTIN:19AACCI5144E1ZQ										ORIGINAL FOR RECIPIENT			
LOI/PPA Ref: MOU Dated 01.04.2018													
Invoice No: 124/18-19/IIIPCL					Transport Mode: NA								
Invoice date: 31-07-2018					Vehicle number: NA								
Reverse Charge (Y/N): N					Date of Supply: NA								
State: WEST BENGAL			Code		19		Place of Supply: West Bengal-713347						
Bill to Party						Ship to Party							
Name: INDIA POWER CORPORATION LIMITED						Name: INDIA POWER CORPORATION LIMITED							
Address: PLOT-X1-2 & 3 , BLOCK EP SECTOR V, SALT LAKE CITY KOLKATA-700 091						Address: PLOT-X1-2 & 3 , BLOCK EP SECTOR V, SALT LAKE CITY KOLKATA-700 091							
GSTIN: 19AABCD0340G1Z4						GSTIN: 19AABCD0340G1Z4							
State: West Bengal			Code		19		State: West Bengal			Code		19	
Sr No.	Description of Goods/Services	SAC Code	UOM	Qty (In kWh)	Rate Rs(in kWh)	Amount	Discount	Taxable Value	CGST		SGST		Total
									Rate	Amount	Rate	Amount	
1	Trading Fees of Electrical Energy	9998	kWh	430000	0.01	4,300.00	-	4,300.00	9%	387.00	9%	387.00	5,074.00
Total				430000		4,300.00		4,300.00		387.00		387.00	5,074.00
Total Amount In Words: Rupees Five Thousand Seventy Four Only									Total Amount before Tax			4,300.00	
Bank - Yes Bank Limited A/c No. 019081400002631 Dalhousie Branch, Kolkata IFSC Code YESB0000190									Add: CGST			387.00	
									Add: SGST			387.00	
									Total Tax Amount			774.00	
									Total Amount after Tax			5,074.00	
									GST on Reverse Charge				
 For IPCL Power Trading Private Limited KOLKATA 700 091 [Signature]						Authorised Signatory							

